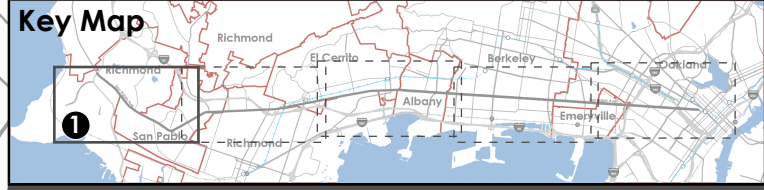

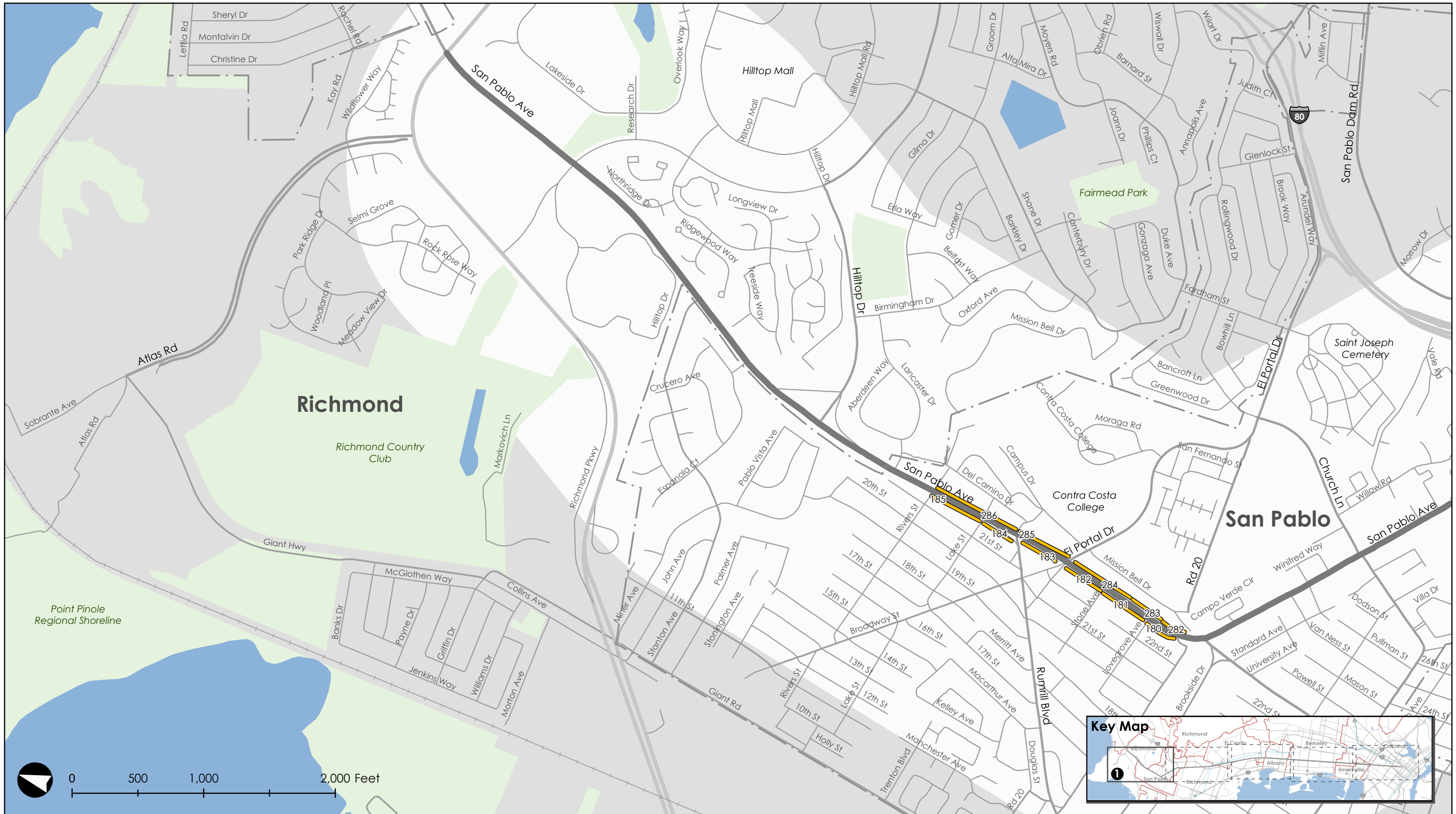


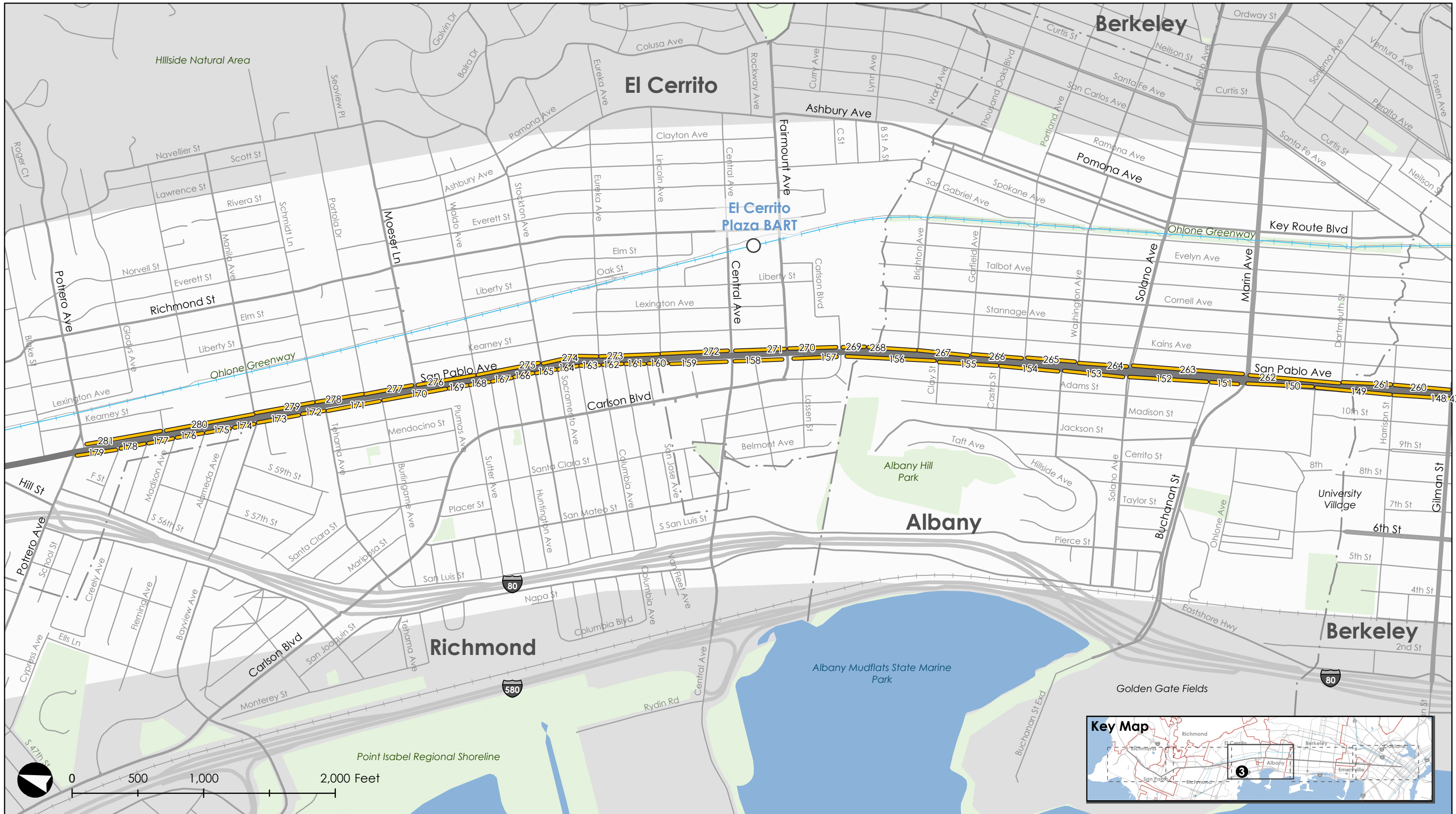
APPENDIX F: SUPPLEMENTAL PARKING DATA










Legend:

- BART Station
- BART Above/Below Ground
- Capitol Corridor Stations
- Freight Rail and Capitol Corridor Tracks
- Jurisdiction Boundary
- Freeways
- Water
- Parks/Open Space



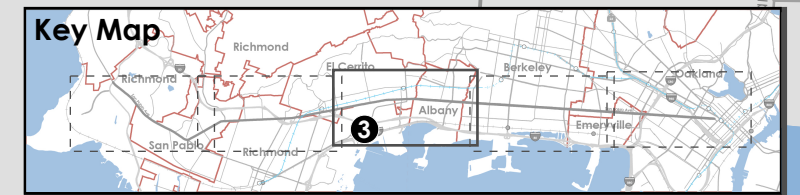


Legend:

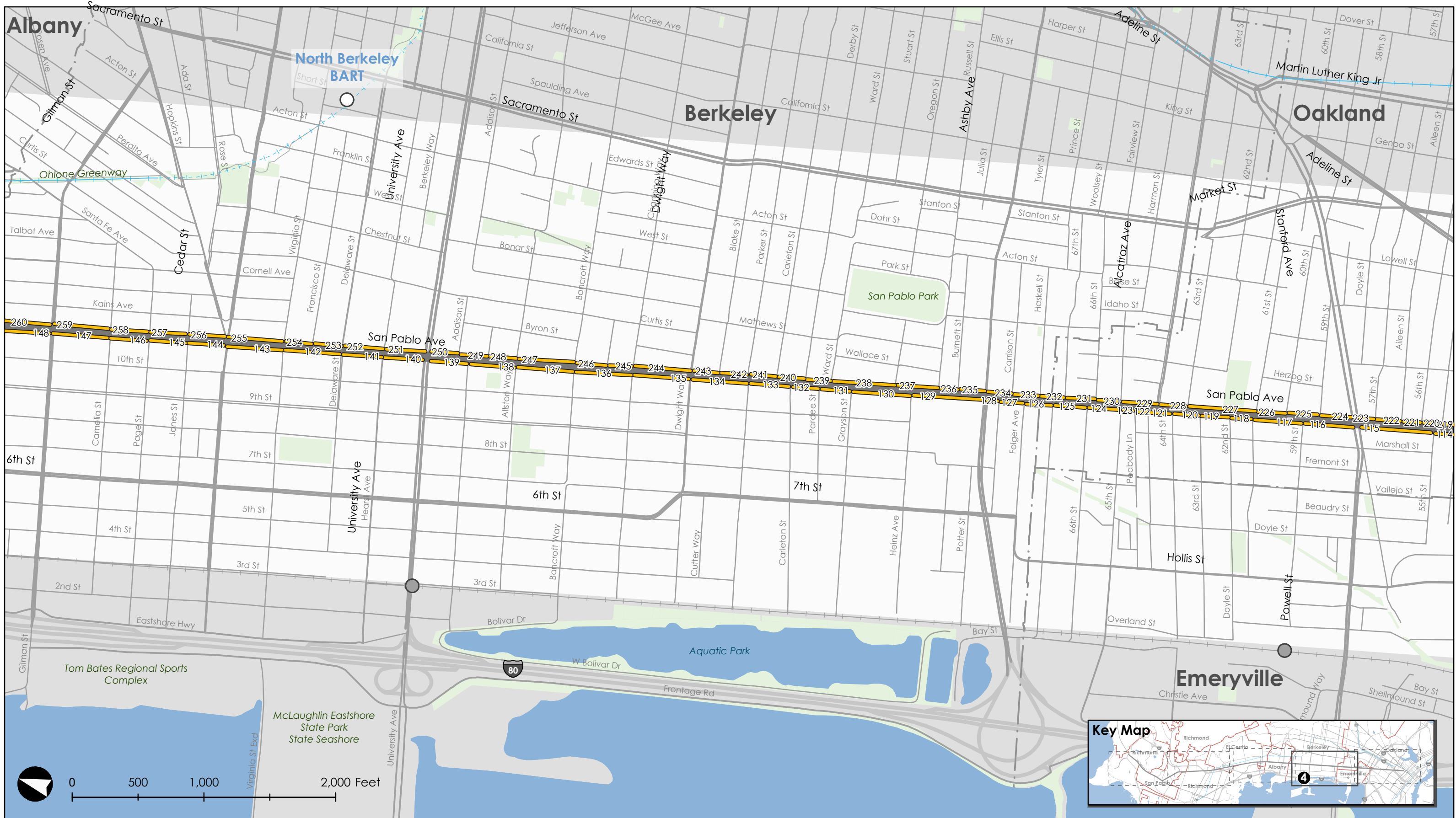
-  BART Station
-  BART Above/Below Ground
-  Capitol Corridor Stations
-  Freight Rail and Capitol Corridor Tracks
-  Jurisdiction Boundary
-  Freeways
-  Water
-  Parks/Open Space



San Pablo Avenue Corridor Project



On-Street Parking Block ID Numbers
San Pablo Corridor between Potrero Avenue and Gilman Street

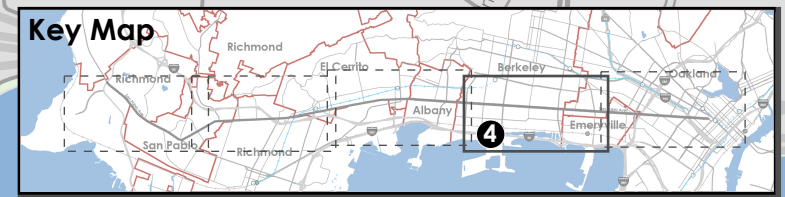


Legend:

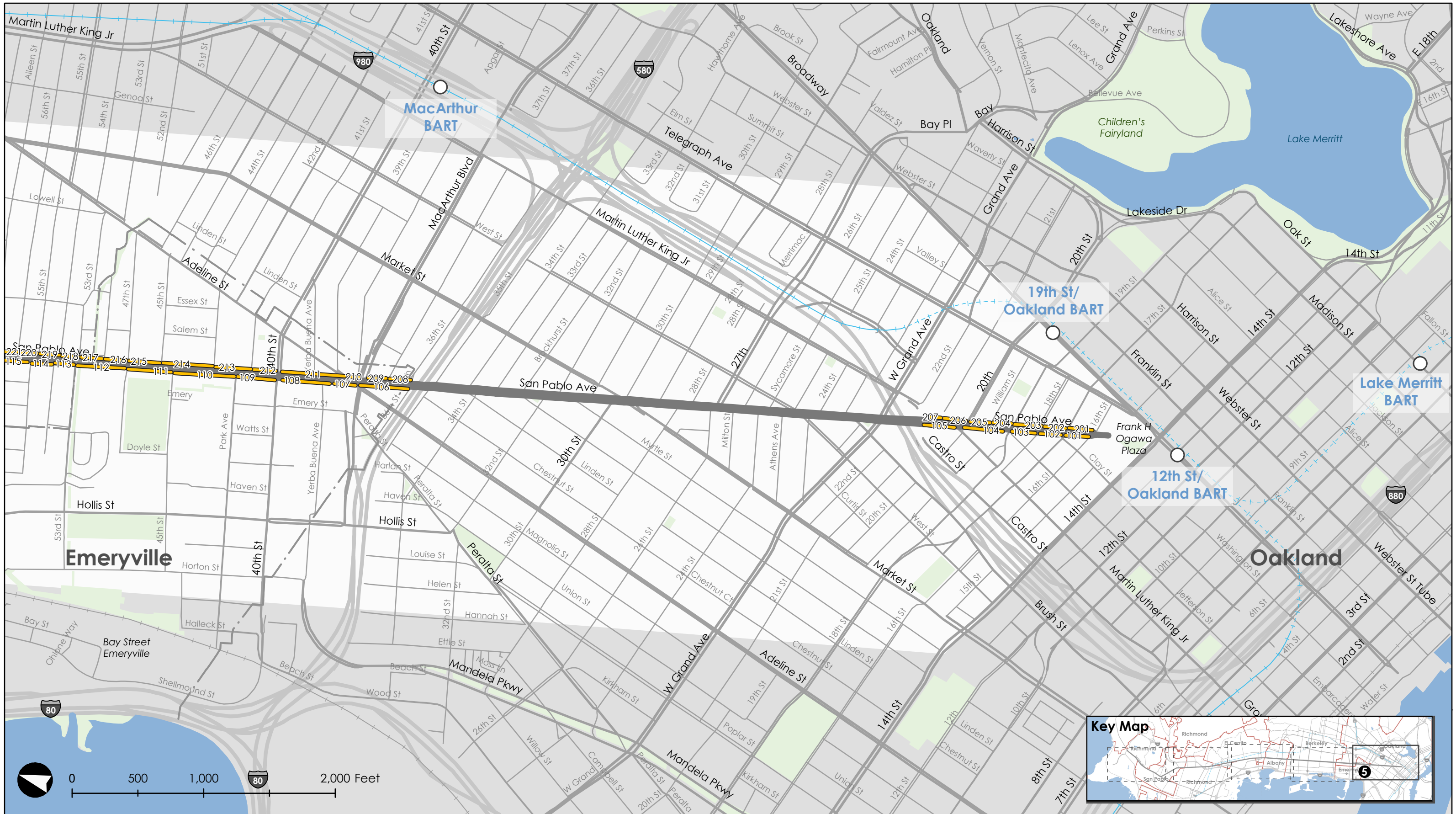
-  BART Station
-  BART Above/Below Ground
-  Capitol Corridor Stations
-  Freight Rail and Capitol Corridor Tracks
-  Jurisdiction Boundary
-  Freeways
-  Water
-  Parks/Open Space



San Pablo Avenue Corridor Project



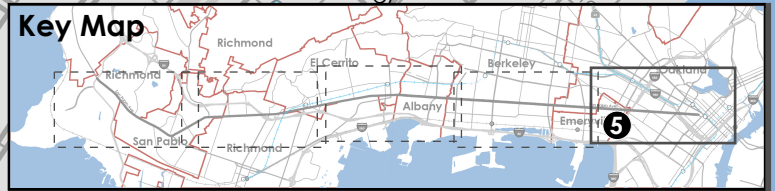
On-Street Parking Block ID Numbers
San Pablo Corridor between Gilman Street and City of Emeryville boundary



Legend:

- BART Station
- BART Above/Below Ground
- Capitol Corridor Stations
- Freight Rail and Capitol Corridor Tracks
- Jurisdiction Boundary
- Freeways
- Water
- Parks/Open Space

0 500 1,000 2,000 Feet



San Pablo Avenue Corridor Project

On-Street Parking Block ID Numbers
San Pablo Corridor between City of Emeryville Boundary and Frank Ogawa Plaza

Table F-1 San Pablo Avenue Corridor On-Street Parking Inventory

Block ID	Direction	Parking Supply (# of Spaces)							
		Free	Metered	Un-metered with time limit	Reserved	Handicap	Loading	No Parking	Total Supply
101	SB		6		10				16
102	SB		2						2
103	SB		8						8
104	SB		10				8		18
105	SB		6				6		12
106	SB	18							18
107	SB			6					6
108	SB							x	0
109	SB			3					3
110	SB	2		15					17
111	SB	6							6
112	SB	22							22
113	SB	3							3
114	SB	8							8
115	SB	29							29
116	SB	22							22
117	SB	21							21
118	SB	6							6
119	SB	8							8
120	SB	6							6
121	SB						2		2
122	SB	3							3
123	SB	5							5
124	SB	12							12
125	SB	11							11
126	SB			7			1		8
127	SB			7					7
128	SB							x	0
129	SB	31							31
130	SB	7	7				1		15
131	SB	5	2						7
132	SB	7							7
133	SB	5	6				1		12
134	SB		15				2		17
135	SB		12				1		13
136	SB		13				1		14
137	SB		12						12
138	SB		10						10
139	SB		9				3		12
140	SB		9				1		10
141	SB	5	13						18
142	SB	5	5	2					12
143	SB	8	13						21
144	SB		10						10
145	SB	3	6			1			10
146	SB		11	1					12
147	SB	16							16
148	SB		16				1		17
149	SB	11							11
150	SB	10							10
151	SB	7		3			2		12
152	SB			23					23
153	SB			24					24

Table F-1 San Pablo Avenue Corridor On-Street Parking Inventory

Block ID	Direction	Parking Supply (# of Spaces)							
		Free	Metered	Un-metered with time limit	Reserved	Handicap	Loading	No Parking	Total Supply
154	SB			10					10
155	SB			18					18
156	SB	5		21		1			27
157	SB			16					16
158	SB			15					15
159	SB			16			1		17
160	SB	4							4
161	SB			10					10
162	SB	2							2
163	SB			7					7
164	SB			5					5
165	SB			5					5
166	SB			4					4
167	SB			4					4
168	SB			6					6
169	SB			7					7
170	SB			15					15
171	SB			18			1		19
172	SB	8							8
173	SB			11					11
174	SB			5					5
175	SB			11					11
176	SB			5					5
177	SB			7			2		9
178	SB			6			3		9
179	SB	1		9					10
180	SB	6		7					13
181	SB	6		2					8
182	SB			16					16
183	SB	9							9
184	SB	6							6
185	SB	23					2		25
201	NB		13		3	1			17
202	NB		3						3
203	NB		10						10
204	NB		6						6
205	NB		7						7
206	NB	4							4
207	NB	0							0
208	NB							x	0
209	NB	9							9
210	NB							x	0
211	NB	3		10					13
212	NB							x	0
213	NB	6							6
214	NB			6			8		14
215	NB	12							12
216	NB	5							5
217	NB	8							8
218	NB	1							1
219	NB			6					6
220	NB	3							3
221	NB	2		1					3

Table F-1 San Pablo Avenue Corridor On-Street Parking Inventory

Block ID	Direction	Parking Supply (# of Spaces)							
		Free	Metered	Un-metered with time limit	Reserved	Handicap	Loading	No Parking	Total Supply
222	NB	9							9
223	NB	5							5
224	NB			6			1		7
225	NB	8					2		10
226	NB	10							10
227	NB	25							25
228	NB	9		1					10
229	NB	12							12
230	NB	7							7
231	NB			10					10
232	NB	4							4
233	NB	1		3					4
234	NB	6					3		9
235	NB	2							2
236	NB	2	2						4
237	NB	7				1			8
238	NB	8	5						13
239	NB		7				1		8
240	NB	4	4						8
241	NB		7						7
242	NB	7	1						8
243	NB	3				1	1		5
244	NB	15							15
245	NB		10						10
246	NB		4				1		5
247	NB		17						17
248	NB		5						5
249	NB		7	1			1		9
250	NB		6				2		8
251	NB		8						8
252	NB		12				1		13
253	NB	7							7
254	NB	8							8
255	NB		19				1		20
256	NB		11				1		12
257	NB		13						13
258	NB	6	3						9
259	NB		15				1		16
260	NB		13	1					14
261	NB			12					12
262	NB			26			1		27
263	NB			29					29
264	NB			20					20
265	NB			21					21
266	NB			16					16
267	NB			20					20
268	NB			15					15
269	NB	7							7
270	NB			7					7
271	NB			20			2		22
272	NB			22					22
273	NB			20					20
274	NB			18					18

Table F-1 San Pablo Avenue Corridor On-Street Parking Inventory

Block ID	Direction	Parking Supply (# of Spaces)							
		Free	Metered	Un-metered with time limit	Reserved	Handicap	Loading	No Parking	Total Supply
275	NB			17			2		19
276	NB			15					15
277	NB			11					11
278	NB			13					13
279	NB			19					19
280	NB			27			1		28
281	NB	10		15			3		28
282	NB							x	0
283	NB	14							14
284	NB	15							15
285	NB	15		3					18
286	NB	35							35
Totals		686	409	758	13	5	72	0	1943

SAN PABLO AVENUE AVERAGE WEEKDAY AND SATURDAY PEAK PERIOD PARKING OCCUPANCY

SEGMENT ID	SEGMENT	SIDE	Weekday Occupancy						Saturday Occupancy		
			6-9 AM			4-7 PM			1-3 PM		
			Supply	Occupancy	Utilization	Supply	Occupancy	Utilization	Supply	Occupancy	Utilization
101	San Pablo Ave bet. 16th St & 17th St	West	16	10	63%	16	12	75%	16	8	50%
102	San Pablo Ave bet. 17th St & 18th St	West	2	0	0%	2	2	100%	2	2	100%
103	San Pablo Ave bet. 18th St & 19th St	West	8	0	0%	8	7	88%	8	6	75%
104	San Pablo Ave bet. 19th St & 20th St	West	18	3	17%	18	10	56%	18	10	56%
105	San Pablo Ave bet. 20th St & Castro St	West	12	1	8%	12	3	25%	12	3	25%
106	San Pablo Ave bet. 36th St & W MacArthur Blvd	West	18	4	22%	18	8	44%	18	16	89%
107	San Pablo Ave bet. W MacArthur Blvd & Peralta St	West	6	4	67%	6	3	50%	6	6	100%
108	San Pablo Ave bet. Peralta St & 40th St	West	0	0	N/A	0	0	N/A	0	0	N/A
109	San Pablo Ave bet. 40th St & Park Ave	West	3	0	0%	3	1	33%	3	0	0%
110	San Pablo Ave bet. Park Ave & 45th St	West	17	4	24%	17	9	53%	17	13	76%
111	San Pablo Ave bet. 45th St & 47th St	West	6	1	17%	6	0	0%	6	0	0%
112	San Pablo Ave bet. 47th St & 53rd St	West	22	4	18%	22	7	32%	22	1	5%
113	San Pablo Ave bet. 53rd St & 54th St	West	3	1	33%	3	1	33%	3	1	33%
114	San Pablo Ave bet. 54th St & 55th St	West	8	0	0%	8	1	13%	8	3	38%
115	San Pablo Ave bet. 55th St & Stanford Ave	West	29	10	34%	29	14	48%	29	13	45%
116	San Pablo Ave bet. Stanford Ave & 59th St	West	22	8	36%	22	15	68%	22	15	68%
117	San Pablo Ave bet. 59th St & 61st St	West	21	8	38%	21	8	38%	21	12	57%
118	San Pablo Ave bet. 61st St & 62nd St	West	6	5	83%	6	4	67%	6	5	83%
119	San Pablo Ave bet. 62nd St & 63rd St	West	8	4	50%	8	3	38%	8	5	63%
120	San Pablo Ave bet. 64th St & 64th St	West	6	2	33%	6	2	33%	6	2	33%
121	San Pablo Ave bet. 64th St & Ocean Ave	West	2	0	0%	2	1	50%	2	0	0%
122	San Pablo Ave bet. Ocean Ave & Peabody Ln	West	3	3	100%	3	3	100%	3	3	100%
123	San Pablo Ave bet. Peabody Ln & 65th St	West	5	2	40%	5	3	60%	5	3	60%
124	San Pablo Ave bet. 65th St & 66th St	West	12	8	67%	12	7	58%	12	10	83%
125	San Pablo Ave bet. 66th St & 67th St	West	11	4	36%	11	4	36%	11	5	45%
126	San Pablo Ave bet. 67th St & Folger Ave	West	8	7	88%	8	8	100%	8	6	75%
127	San Pablo Ave bet. Folger Ave & Murray St	West	7	2	29%	7	5	71%	7	2	29%
128	San Pablo Ave bet. Murray St & Ashby Ave	West	0	0	N/A	0	0	N/A	0	0	N/A
129	San Pablo Ave bet. Ashby Ave & Heinz Ave	West	31	8	26%	31	9	29%	31	13	42%
130	San Pablo Ave bet. Heinz Ave & Grayson St	West	15	8	53%	15	7	47%	15	8	53%
131	San Pablo Ave bet. Grayson St & Pardee St	West	7	7	100%	7	6	86%	7	6	86%
132	San Pablo Ave bet. Pardee St & Carleton St	West	7	7	100%	7	8	114%	7	6	86%
133	San Pablo Ave bet. Carleton St & Parker St	West	12	1	8%	12	13	108%	12	7	58%
134	San Pablo Ave bet. Parker St & Dwight Way	West	17	2	12%	17	13	76%	17	15	88%
135	San Pablo Ave bet. Dwight Way & Channing Way	West	13	0	0%	13	5	38%	13	6	46%
136	San Pablo Ave bet. Channing Way & Bancroft Way	West	14	2	14%	14	4	29%	14	12	86%
137	San Pablo Ave bet. Bancroft Way & Allston Way	West	12	2	17%	12	2	17%	12	7	58%
138	San Pablo Ave bet. Allston Way & Addison St	West	10	1	10%	10	6	60%	10	5	50%
139	San Pablo Ave bet. Addison St & University Ave	West	12	5	42%	12	8	67%	12	9	75%
140	San Pablo Ave bet. University Ave & Hearst Ave	West	10	2	20%	10	7	70%	10	10	100%
141	San Pablo Ave bet. Hearst Ave & Delaware St	West	18	4	22%	18	11	61%	18	5	28%
142	San Pablo Ave bet. Delaware St & Virginia St	West	12	3	25%	12	2	17%	12	9	75%
143	San Pablo Ave bet. Virginia St & Cedar St	West	21	2	10%	21	4	19%	21	10	48%
144	San Pablo Ave bet. Cedar St & Jones St	West	10	0	0%	10	7	70%	10	1	10%
145	San Pablo Ave bet. Jones St & Page St	West	10	3	30%	10	1	10%	10	3	30%
146	San Pablo Ave bet. Page St & Camelia St	West	12	5	42%	12	2	17%	12	1	8%
147	San Pablo Ave bet. Camelia St & Gilman St	West	16	9	56%	16	2	13%	16	11	69%
148	San Pablo Ave bet. Gilman St & Harrison St	West	17	2	12%	17	10	59%	17	6	35%
149	San Pablo Ave bet. Harrison St & Monroe St	West	11	4	36%	11	5	45%	11	3	27%
150	San Pablo Ave bet. Monroe St & Marin Ave	West	10	1	10%	10	7	70%	10	3	30%
151	San Pablo Ave bet. Marin Ave & Buchanan St	West	12	7	58%	12	12	100%	12	21	175%
152	San Pablo Ave bet. Buchanan St & Solano Ave	West	23	9	39%	23	23	100%	23	14	61%
153	San Pablo Ave bet. Solano Ave & Washington Ave	West	24	4	17%	24	10	42%	24	12	50%
154	San Pablo Ave bet. Washington Ave & Castro St	West	10	4	40%	10	7	70%	10	7	70%
155	San Pablo Ave bet. Castro St & Clay St	West	18	7	39%	18	11	61%	18	6	33%
156	San Pablo Ave bet. Clay St & Carlson Blvd	West	27	4	15%	27	12	44%	27	6	22%
157	San Pablo Ave bet. Carlson Blvd & Fairmount Ave	West	16	7	44%	16	12	75%	16	14	88%
158	San Pablo Ave bet. Fairmount Ave & Central Ave	West	15	3	20%	15	8	53%	15	10	67%
159	San Pablo Ave bet. Central Ave & El Dorado St	West	17	0	0%	17	0	0%	17	0	0%
160	San Pablo Ave bet. El Dorado St & San Jose Ave	West	4	0	0%	4	3	75%	4	2	50%
161	San Pablo Ave bet. San Jose Ave & Van Fleet Ave	West	10	0	0%	10	1	10%	10	2	20%
162	San Pablo Ave bet. Van Fleet Ave & Columbia Ave	West	2	0	0%	2	3	150%	2	2	100%
163	San Pablo Ave bet. Columbia Ave & Fresno Ave	West	7	1	14%	7	4	57%	7	4	57%
164	San Pablo Ave bet. Fresno Ave & Sacramento Ave	West	5	1	20%	5	2	40%	5	4	80%
165	San Pablo Ave bet. Sacramento Ave & Panama Ave	West	5	1	20%	5	4	80%	5	5	100%
166	San Pablo Ave bet. Panama Ave & Huntington Ave	West	4	0	0%	4	1	25%	4	4	100%
167	San Pablo Ave bet. Huntington Ave & Santa Cruz Ave	West	4	0	0%	4	2	50%	4	3	75%
168	San Pablo Ave bet. Santa Cruz Ave & Sutter Ave	West	6	1	17%	6	2	33%	6	5	83%
169	San Pablo Ave bet. Sutter Ave & Plumas Ave	West	7	0	0%	7	4	57%	7	4	57%
170	San Pablo Ave bet. Plumas Ave & Burlingame Ave	West	15	4	27%	15	11	73%	15	11	73%
171	San Pablo Ave bet. Burlingame Ave & Tehama Ave	West	19	8	42%	19	10	53%	19	15	79%
172	San Pablo Ave bet. Tehama Ave & Orchard Ave	West	8	3	38%	8	2	25%	8	2	25%
173	San Pablo Ave bet. Orchard Ave & Bayview Ave	West	11	5	45%	11	6	55%	11	5	45%
174	San Pablo Ave bet. Bayview Ave & Alameda Ave	West	5	1	20%	5	3	60%	5	2	40%
175	San Pablo Ave bet. Alameda Ave & Jefferson Ave	West	11	5	45%	11	4	36%	11	7	64%
176	San Pablo Ave bet. Jefferson Ave & Madison Ave	West	5	1	20%	5	2	40%	5	3	60%
177	San Pablo Ave bet. Madison Ave & Carlos Ave	West	9	1	11%	9	3	33%	9	2	22%
178	San Pablo Ave bet. Carlos Ave & Cypress Ave	West	9	1	11%	9	5	56%	9	8	89%
179	San Pablo Ave bet. Cypress Ave & Potrero Ave	West	10	4	40%	10	10	100%	10	8	80%
180	San Pablo Ave bet. Rd 20 & Lovegrove St	West	13	1	8%	13	8	62%	13	12	92%
181	San Pablo Ave bet. Lovegrove St & Stone St	West	8	1	13%	8	2	25%	8	1	13%
182	San Pablo Ave bet. Stone St & Broadway Ave	West	16	3	19%	16	9	56%	16	13	81%
183	San Pablo Ave bet. Broadway Ave & Rumrill Blvd	West	9	0	0%	9	1	11%	9	1	11%
184	San Pablo Ave bet. Rumrill Blvd & Lake St	West	6	3	50%	6	6	100%	6	7	117%
185	San Pablo Ave bet. Lake St & Rivers St	West	25	1	4%	25	3	12%	25	3	12%
201	San Pablo Ave bet. 16th St & 17th St	East	17	7	41%	17	15	88%	17	8	47%
202	San Pablo Ave bet. 17th St & 18th St	East	3	0	0%	3	3	100%	3	3	100%

SAN PABLO AVENUE AVERAGE WEEKDAY AND SATURDAY PEAK PERIOD PARKING OCCUPANCY

SEGMENT ID	SEGMENT	SIDE	Weekday Occupancy						Saturday Occupancy		
			6-9 AM			4-7 PM			1-3 PM		
			Supply	Occupancy	Utilization	Supply	Occupancy	Utilization	Supply	Occupancy	Utilization
203	San Pablo Ave bet. 18th St & 19th St	East	10	1	10%	10	9	90%	10	7	70%
204	San Pablo Ave bet. 19th St & William St	East	6	2	33%	6	3	50%	6	6	100%
205	San Pablo Ave bet. William St & 20th St	East	7	6	86%	7	6	86%	7	6	86%
206	San Pablo Ave bet. 20th St & 21st St	East	4	4	100%	4	4	100%	4	4	100%
207	San Pablo Ave bet. 21st St & Martin Luther King Jr Way	East	0	0	N/A	0	0	N/A	0	0	N/A
208	San Pablo Ave bet. 36th St & 37th St	East	0	0	N/A	0	0	N/A	0	0	N/A
209	San Pablo Ave bet. 37th St & W MacArthur Blvd	East	9	2	22%	9	1	11%	9	2	22%
210	San Pablo Ave bet. W MacArthur Blvd & Adeline St	East	0	0	N/A	0	0	N/A	0	0	N/A
211	San Pablo Ave bet. Adeline St & 40th St	East	13	5	38%	13	10	77%	13	13	100%
212	San Pablo Ave bet. 40th St & 41st St	East	0	0	N/A	0	0	N/A	0	0	N/A
213	San Pablo Ave bet. 41st St & 43rd St	East	6	0	0%	6	4	67%	6	4	67%
214	San Pablo Ave bet. 43rd St & 45th St	East	14	2	14%	14	14	100%	14	13	93%
215	San Pablo Ave bet. 45th St & 47th St	East	12	3	25%	12	8	67%	12	4	33%
216	San Pablo Ave bet. 47th St & 48th St	East	5	0	0%	5	2	40%	5	1	20%
217	San Pablo Ave bet. 48th St & 53rd St	East	8	5	63%	8	3	38%	8	1	13%
218	San Pablo Ave bet. 53rd St & 54th St	East	1	0	0%	1	1	100%	1	1	100%
219	San Pablo Ave bet. 54th St & 55th St	East	6	4	67%	6	4	67%	6	7	117%
220	San Pablo Ave bet. 55th St & 56th St	East	3	2	67%	3	4	133%	3	2	67%
221	San Pablo Ave bet. 56th St & Alleen St	East	3	1	33%	3	3	100%	3	1	33%
222	San Pablo Ave bet. Alleen St & 57th St	East	9	7	78%	9	9	100%	9	8	89%
223	San Pablo Ave bet. 57th St & Stanford Ave	East	5	3	60%	5	2	40%	5	3	60%
224	San Pablo Ave bet. Stanford Ave & 59th St	East	7	0	0%	7	5	71%	7	5	71%
225	San Pablo Ave bet. 59th St & 60th St	East	10	3	30%	10	7	70%	10	11	110%
226	San Pablo Ave bet. 60th St & 61st St	East	10	5	50%	10	5	50%	10	9	90%
227	San Pablo Ave bet. 61st St & 63rd St	East	25	4	16%	25	7	28%	25	15	60%
228	San Pablo Ave bet. 63rd St & Alcatraz Ave	East	10	6	60%	10	8	80%	10	9	90%
229	San Pablo Ave bet. Alcatraz Ave & 65th St	East	12	5	42%	12	6	50%	12	5	42%
230	San Pablo Ave bet. 65th St & 66th St	East	7	2	29%	7	3	43%	7	4	57%
231	San Pablo Ave bet. 66th St & 67th St	East	10	2	20%	10	4	40%	10	7	70%
232	San Pablo Ave bet. 67th St & Haskell St	East	4	3	75%	4	3	75%	4	3	75%
233	San Pablo Ave bet. Haskell St & Carrison St	East	4	4	100%	4	5	125%	4	4	100%
234	San Pablo Ave bet. Carrison St & Ashby Ave	East	9	6	67%	9	5	56%	9	8	89%
235	San Pablo Ave bet. Ashby Ave & Burnett St	East	2	1	50%	2	0	0%	2	1	50%
236	San Pablo Ave bet. Burnett St & Russell St	East	4	1	25%	4	1	25%	4	1	25%
237	San Pablo Ave bet. Russell St & Oregon St	East	8	5	63%	8	4	50%	8	1	13%
238	San Pablo Ave bet. Oregon St & Ward St	East	13	4	31%	13	7	54%	13	3	23%
239	San Pablo Ave bet. Ward St & Derby St	East	8	0	0%	8	2	25%	8	2	25%
240	San Pablo Ave bet. Derby St & Carleton St	East	8	3	38%	8	3	38%	8	6	75%
241	San Pablo Ave bet. Carleton St & Parker St	East	7	1	14%	7	3	43%	7	4	57%
242	San Pablo Ave bet. Parker St & Blake St	East	8	4	50%	8	7	88%	8	7	88%
243	San Pablo Ave bet. Blake St & Dwight Way	East	5	4	80%	5	7	140%	5	8	160%
244	San Pablo Ave bet. Dwight Way & Channing Way	East	15	6	40%	15	8	53%	15	12	80%
245	San Pablo Ave bet. Channing Way & Chaucer St	East	10	2	20%	10	5	50%	10	4	40%
246	San Pablo Ave bet. Chaucer St & Bancroft Way	East	5	3	60%	5	1	20%	5	5	100%
247	San Pablo Ave bet. Bancroft Way & Allston Way	East	17	2	12%	17	3	18%	17	10	59%
248	San Pablo Ave bet. Allston Way & Cowper St	East	5	0	0%	5	3	60%	5	2	40%
249	San Pablo Ave bet. Cowper St & Addison St	East	9	2	22%	9	7	78%	9	8	89%
250	San Pablo Ave bet. Addison St & University Ave	East	8	8	100%	8	6	75%	8	6	75%
251	San Pablo Ave bet. University Ave & Hearst Ave	East	8	1	13%	8	4	50%	8	4	50%
252	San Pablo Ave bet. Hearst Ave & Delaware St	East	13	5	38%	13	5	38%	13	4	31%
253	San Pablo Ave bet. Delaware St & Francisco St	East	7	3	43%	7	4	57%	7	6	86%
254	San Pablo Ave bet. Francisco St & Virginia St	East	8	1	13%	8	6	75%	8	9	113%
255	San Pablo Ave bet. Virginia St & Cedar St	East	20	2	10%	20	2	10%	20	12	60%
256	San Pablo Ave bet. Cedar St & Jones St	East	12	1	8%	12	2	17%	12	2	17%
257	San Pablo Ave bet. Jones St & Page St	East	13	1	8%	13	4	31%	13	4	31%
258	San Pablo Ave bet. Page St & Camelia St	East	9	1	11%	9	11	122%	9	6	67%
259	San Pablo Ave bet. Camelia St & Gilman St	East	16	0	0%	16	2	13%	16	10	63%
260	San Pablo Ave bet. Gilman St & Harrison St	East	14	3	21%	14	5	36%	14	9	64%
261	San Pablo Ave bet. Harrison St & Dartmouth St	East	12	6	50%	12	3	25%	12	8	67%
262	San Pablo Ave bet. Dartmouth St & Marin Ave	East	27	2	7%	27	7	26%	27	11	41%
263	San Pablo Ave bet. Marin Ave & Solano Ave	East	29	12	41%	29	12	41%	29	6	21%
264	San Pablo Ave bet. Solano Ave & Washington Ave	East	20	4	20%	20	10	50%	20	15	75%
265	San Pablo Ave bet. Washington Ave & Portland Ave	East	21	4	19%	21	10	48%	21	12	57%
266	San Pablo Ave bet. Portland Ave & Garfield Ave	East	16	1	6%	16	6	38%	16	5	31%
267	San Pablo Ave bet. Garfield Ave & Brighton Ave	East	20	1	5%	20	9	45%	20	9	45%
268	San Pablo Ave bet. Brighton Ave & Kains Ave	East	15	0	0%	15	2	13%	15	3	20%
269	San Pablo Ave bet. Kains Ave & Carlson Blvd	East	7	0	0%	7	0	0%	7	0	0%
270	San Pablo Ave bet. Carlson Blvd & Fairmount Ave	East	7	0	0%	7	2	29%	7	2	29%
271	San Pablo Ave bet. Fairmount Ave & Central Ave	East	22	6	27%	22	18	82%	22	17	77%
272	San Pablo Ave bet. Central Ave & Lincoln Ave	East	22	3	14%	22	8	36%	22	11	50%
273	San Pablo Ave bet. Lincoln Ave & Eureka Ave	East	20	0	0%	20	1	5%	20	5	25%
274	San Pablo Ave bet. Eureka Ave & Stockton Ave	East	18	1	6%	18	9	50%	18	18	100%
275	San Pablo Ave bet. Stockton Ave & Waldo Ave	East	19	2	11%	19	10	53%	19	8	42%
276	San Pablo Ave bet. Waldo Ave & Moeser Ln	East	15	1	7%	15	10	67%	15	10	67%
277	San Pablo Ave bet. Moeser Ln & Portola Dr	East	11	0	0%	11	0	0%	11	2	18%
278	San Pablo Ave bet. Portola Dr & Schmidt Ln	East	13	4	31%	13	5	38%	13	6	46%
279	San Pablo Ave bet. Schmidt Ln & Manila Ave	East	19	5	26%	19	7	37%	19	4	21%
280	San Pablo Ave bet. Manila Ave & Madison Ave	East	28	7	25%	28	4	14%	28	8	29%
281	San Pablo Ave bet. Madison Ave & Potrero Ave	East	28	6	21%	28	16	57%	28	16	57%
282	San Pablo Ave bet. Rd 20 & Purisima St	East	0	0	N/A	0	0	N/A	0	0	N/A
283	San Pablo Ave bet. Purisima St & Laurie Ln	East	14	0	0%	14	0	0%	14	0	0%
284	San Pablo Ave bet. Laurie Ln & El Portal Dr	East	15	6	40%	15	7	47%	15	13	87%
285	San Pablo Ave bet. El Portal Dr & College Ln	East	18	0	0%	18	0	0%	18	1	6%
286	San Pablo Ave bet. College Ln & Rivers St	East	35	10	29%	35	9	26%	35	12	34%

SAN PABLO AVENUE AVERAGE WEEKDAY AND SATURDAY HOURLY PARKING OCCUPANCY

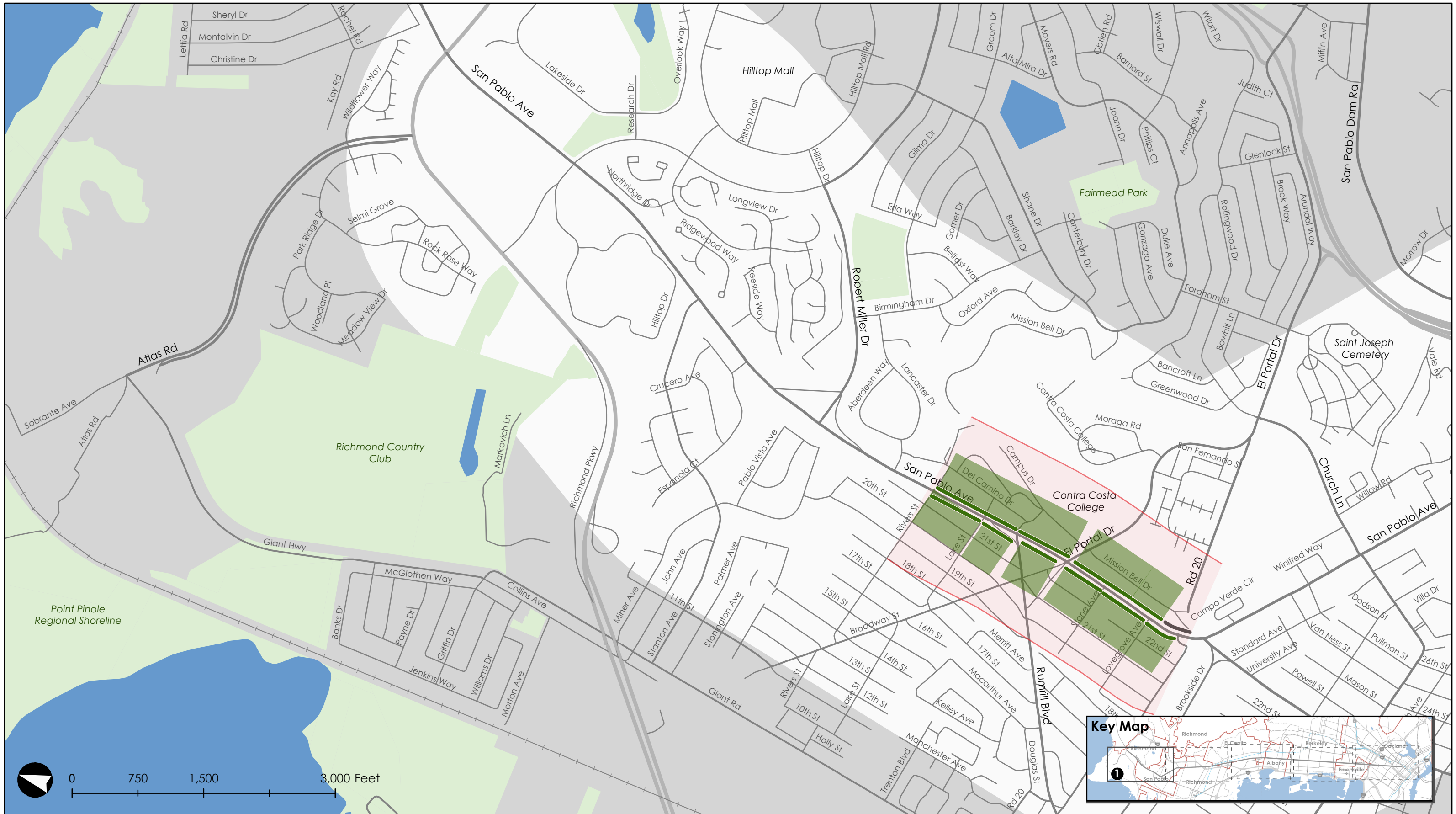
SEGMENT ID	SEGMENT	SIDE	Weekday Occupancy												Saturday Occupancy											
			6-7 AM			7-8 AM			8-9 AM			4-5 PM			5-6 PM			6-7 PM			1-2 PM			2-3 PM		
			Supply	Occupancy	Utilization	Supply	Occupancy	Utilization	Supply	Occupancy	Utilization	Supply	Occupancy	Utilization	Supply	Occupancy	Utilization	Supply	Occupancy	Utilization	Supply	Occupancy	Utilization	Supply	Occupancy	Utilization
101	San Pablo Ave bet. 16th St & 17th St	West	16	6	38%	16	9	56%	16	16	100%	16	17	106%	16	11	69%	16	7	44%	16	8	50%	16	8	50%
102	San Pablo Ave bet. 17th St & 18th St	West	2	0	0%	2	0	0%	2	0	0%	2	2	100%	2	2	100%	2	3	150%	2	1	50%	2	3	150%
103	San Pablo Ave bet. 18th St & 19th St	West	8	0	0%	8	0	0%	8	0	0%	8	8	100%	8	5	63%	8	8	100%	8	6	75%	8	6	75%
104	San Pablo Ave bet. 19th St & 20th St	West	18	4	22%	18	1	6%	18	3	17%	18	10	56%	18	7	39%	18	12	67%	18	11	61%	18	8	44%
105	San Pablo Ave bet. 20th St & Castro St	West	12	1	8%	12	0	0%	12	1	8%	12	5	42%	12	2	17%	12	3	25%	12	2	17%	12	3	25%
106	San Pablo Ave bet. 36th St & W MacArthur Blvd	West	18	5	28%	18	5	28%	18	3	17%	18	9	50%	18	6	33%	18	10	56%	18	17	94%	18	15	83%
107	San Pablo Ave bet. W MacArthur Blvd & Peralta St	West	6	6	100%	6	4	67%	6	2	33%	6	3	50%	6	2	33%	6	5	83%	6	6	100%	6	6	100%
108	San Pablo Ave bet. Peralta St & 40th St	West	0	0	N/A	0	0	N/A	0	0	N/A	0	0	N/A	0	0	N/A	0	0	N/A	0	0	N/A	0	0	N/A
109	San Pablo Ave bet. 40th St & Park Ave	West	3	0	0%	3	0	0%	3	0	0%	3	0	0%	3	1	33%	3	1	33%	3	0	0%	3	0	0%
110	San Pablo Ave bet. Park Ave & 45th St	West	17	1	6%	17	4	24%	17	8	47%	17	14	82%	17	9	53%	17	4	24%	17	11	65%	17	14	82%
111	San Pablo Ave bet. 45th St & 47th St	West	6	0	0%	6	1	17%	6	1	17%	6	1	17%	6	0	0%	6	0	0%	6	0	0%	6	0	0%
112	San Pablo Ave bet. 47th St & 53rd St	West	22	0	0%	22	2	9%	22	10	45%	22	7	32%	22	7	32%	22	8	36%	22	1	5%	22	0	0%
113	San Pablo Ave bet. 53rd St & 54th St	West	3	0	0%	3	0	0%	3	3	100%	3	2	67%	3	1	33%	3	1	33%	3	1	33%	3	1	33%
114	San Pablo Ave bet. 54th St & 55th St	West	8	0	0%	8	0	0%	8	0	0%	8	0	0%	8	0	0%	8	2	25%	8	3	38%	8	3	38%
115	San Pablo Ave bet. 55th St & Stanford Ave	West	29	9	31%	29	9	31%	29	13	45%	29	11	38%	29	15	52%	29	16	55%	29	15	52%	29	11	38%
116	San Pablo Ave bet. Stanford Ave & 59th St	West	22	4	18%	22	9	41%	22	12	55%	22	13	59%	22	16	73%	22	17	77%	22	17	77%	22	12	55%
117	San Pablo Ave bet. 59th St & 61st St	West	21	4	19%	21	9	43%	21	10	48%	21	8	38%	21	8	38%	21	8	38%	21	13	62%	21	11	52%
118	San Pablo Ave bet. 61st St & 62nd St	West	6	4	67%	6	4	67%	6	6	100%	6	4	67%	6	4	67%	6	3	50%	6	5	83%	6	5	83%
119	San Pablo Ave bet. 62nd St & 63rd St	West	8	4	50%	8	4	50%	8	4	50%	8	3	38%	8	3	38%	8	4	50%	8	5	63%	8	5	63%
120	San Pablo Ave bet. 63rd St & 64th St	West	6	0	0%	6	1	17%	6	4	67%	6	3	50%	6	1	17%	6	2	33%	6	2	33%	6	2	33%
121	San Pablo Ave bet. 64th St & Ocean Ave	West	2	0	0%	2	0	0%	2	0	0%	2	0	0%	2	1	50%	2	1	50%	2	0	0%	2	0	0%
122	San Pablo Ave bet. Ocean Ave & Peabody Ln	West	3	3	100%	3	3	100%	3	4	133%	3	3	100%	3	3	100%	3	3	100%	3	3	100%	3	3	100%
123	San Pablo Ave bet. Peabody Ln & 65th St	West	5	3	60%	5	2	40%	5	2	40%	5	2	40%	5	4	80%	5	2	40%	5	3	60%	5	3	60%
124	San Pablo Ave bet. 65th St & 66th St	West	12	7	58%	12	8	67%	12	10	83%	12	7	58%	12	7	58%	12	7	58%	12	12	100%	12	8	67%
125	San Pablo Ave bet. 66th St & 67th St	West	11	4	36%	11	5	45%	11	4	36%	11	4	36%	11	4	36%	11	3	27%	11	7	64%	11	3	27%
126	San Pablo Ave bet. 67th St & Folger Ave	West	8	7	88%	8	7	88%	8	6	75%	8	7	88%	8	9	113%	8	7	88%	8	6	75%	8	6	75%
127	San Pablo Ave bet. Folger Ave & Murray St	West	7	2	29%	7	2	29%	7	2	29%	7	3	43%	7	6	86%	7	5	71%	7	2	29%	7	1	14%
128	San Pablo Ave bet. Murray St & Ashby Ave	West	0	0	N/A	0	0	N/A	0	0	N/A	0	0	N/A	0	0	N/A	0	0	N/A	0	0	N/A	0	0	N/A
129	San Pablo Ave bet. Ashby Ave & Heinz Ave	West	31	6	19%	31	6	19%	31	11	35%	31	15	48%	31	7	23%	31	4	13%	31	13	42%	31	13	42%
130	San Pablo Ave bet. Heinz Ave & Grayson St	West	15	7	47%	15	6	40%	15	11	73%	15	10	67%	15	8	53%	15	3	20%	15	8	53%	15	7	47%
131	San Pablo Ave bet. Grayson St & Pardee St	West	7	3	43%	7	6	86%	7	12	171%	7	8	114%	7	7	100%	7	4	57%	7	7	100%	7	5	71%
132	San Pablo Ave bet. Pardee St & Carleton St	West	7	7	100%	7	7	100%	7	6	86%	7	8	114%	7	8	114%	7	7	100%	7	6	86%	7	6	86%
133	San Pablo Ave bet. Carleton St & Parker St	West	12	2	17%	12	1	8%	12	1	8%	12	10	83%	12	12	100%	12	16	133%	12	6	50%	12	7	58%
134	San Pablo Ave bet. Parker St & Dwight Way	West	17	4	24%	17	0	0%	17	2	12%	17	7	41%	17	14	82%	17	18	106%	17	13	76%	17	16	94%
135	San Pablo Ave bet. Dwight Way & Channing Way	West	13	0	0%	13	0	0%	13	0	0%	13	5	38%	13	5	38%	13	6	46%	13	5	38%	13	6	46%
136	San Pablo Ave bet. Channing Way & Bancroft Way	West	14	2	14%	14	2	14%	14	3	21%	14	3	21%	14	5	36%	14	3	21%	14	10	71%	14	13	93%
137	San Pablo Ave bet. Bancroft Way & Allston Way	West	12	1	8%	12	2	17%	12	4	33%	12	1	8%	12	6	50%	12	0	0%	12	8	67%	12	6	50%
138	San Pablo Ave bet. Allston Way & Addison St	West	10	1	10%	10	2	20%	10	1	10%	10	3	30%	10	5	50%	10	9	90%	10	6	60%	10	4	40%
139	San Pablo Ave bet. Addison St & University Ave	West	12	4	33%	12	7	58%	12	5	42%	12	8	67%	12	8	67%	12	9	75%	12	10	83%	12	7	58%
140	San Pablo Ave bet. University Ave & Hearst Ave	West	10	3	30%	10	2	20%	10	1	10%	10	4	40%	10	10	100%	10	8	80%	10	8	80%	10	11	110%
141	San Pablo Ave bet. Hearst Ave & Delaware St	West	18	4	22%	18	5	28%	18	4	22%	18	9	50%	18	10	56%	18	13	72%	18	3	17%	18	7	39%
142	San Pablo Ave bet. Delaware St & Virginia St	West	12	2	17%	12	2	17%	12	6	50%	12	3	25%	12	3	25%	12	1	8%	12	12	100%	12	6	50%
143	San Pablo Ave bet. Virginia St & Cedar St	West	21	1	5%	21	3	14%	21	3	14%	21	5	24%	21	2	10%	21	6	29%	21	11	52%	21	8	38%
144	San Pablo Ave bet. Cedar St & Jones St	West	10	0	0%	10	0	0%	10	0	0%	10	7	70%	10	8	80%	10	6	60%	10	1	10%	10	0	0%
145	San Pablo Ave bet. Jones St & Page St	West	10	4	40%	10	3	30%	10	2	20%	10	3	30%	10	1	10%	10	0	0%	10	4	40%	10	2	20%
146	San Pablo Ave bet. Page St & Camelia St	West	12	3	25%	12	4	33%	12	9	75%	12	2	17%	12	3	25%	12	2	17%	12	1	8%	12	1	8%
147	San Pablo Ave bet. Camelia St & Gilman St	West	16	7	44%	16	10	63%	16	11	69%	16	3	19%	16	1	6%	16	1	6%	16	12	75%	16	10	63%
148	San Pablo Ave bet. Gilman St & Harrison St	West	17	2	12%	17	3	18%	17	2	12%	17	11	65%	17	8	47%	17	11	65%	17	9	53%	17	3	18%
149	San Pablo Ave bet. Harrison St & Monroe St	West	11	3	27%	11	2	18%	11	6	55%	11	4	36%	11	3	27%	11	7	64%	11	5	45%	11	1	9%
150	San Pablo Ave bet. Monroe St & Marin Ave	West	10	1	10%	10	1	10%	10	2	20%	10	9	90%	10	5	50%	10	6	60%	10	2	20%	10	3	30%
151	San Pablo Ave bet. Marin Ave & Buchanan St	West	12	4	33%	12	4	33%	12	12	100%	12	15	125%	12	9	75%	12	12	100%	12	20	167%	12	21	175%
152	San Pablo Ave bet. Buchanan St & Solano Ave	West	23	8	35%	23	8	35%	23	11	48%	23	18	78%	23	27	117%	23	25	109%	23	10	43%	23	18	78%
153	San Pablo Ave bet. Solano Ave & Washington Ave	West	24	1	4%	24	4	17%	24	7	29%	24	10	42%	24	10	42%	24	10	42%	24	12	50%	24	11	46%
154	San Pablo Ave bet. Washington Ave & Castro St	West	10	2	20%	10	2	20%	10	8	80%	10	11	110%	10	4	40%	10	6	60%	10	9	90%	10	5	50%
155	San Pablo Ave bet. Castro St & Clay St	West	18	6	33%	18	5	28%	18	10	56%	18	13	72%	18	10	56%	18	9	50%	18	8	44%	18	4	22%

SAN PABLO AVENUE AVERAGE WEEKDAY AND SATURDAY HOURLY PARKING OCCUPANCY

SEGMENT ID	SEGMENT	SIDE	Weekday Occupancy															Saturday Occupancy								
			6-7 AM			7-8 AM			8-9 AM			4-5 PM			5-6 PM			6-7 PM			1-2 PM			2-3 PM		
			Supply	Occupancy	Utilization	Supply	Occupancy	Utilization	Supply	Occupancy	Utilization	Supply	Occupancy	Utilization	Supply	Occupancy	Utilization	Supply	Occupancy	Utilization	Supply	Occupancy	Utilization	Supply	Occupancy	Utilization
156	San Pablo Ave bet. Clay St & Carlson Blvd	West	27	1	4%	27	3	11%	27	9	33%	27	9	33%	27	9	33%	27	17	63%	27	8	30%	27	4	15%
157	San Pablo Ave bet. Carlson Blvd & Fairmount Ave	West	16	8	50%	16	7	44%	16	5	31%	16	12	75%	16	11	69%	16	13	81%	16	12	75%	16	15	94%
158	San Pablo Ave bet. Fairmount Ave & Central Ave	West	15	2	13%	15	4	27%	15	4	27%	15	7	47%	15	8	53%	15	9	60%	15	11	73%	15	9	60%
159	San Pablo Ave bet. Central Ave & El Dorado St	West	17	0	0%	17	0	0%	17	0	0%	17	0	0%	17	0	0%	17	0	0%	17	0	0%	17	0	0%
160	San Pablo Ave bet. El Dorado St & San Jose Ave	West	4	0	0%	4	0	0%	4	1	25%	4	5	125%	4	2	50%	4	2	50%	4	1	25%	4	2	50%
161	San Pablo Ave bet. San Jose Ave & Van Fleet Ave	West	10	0	0%	10	0	0%	10	0	0%	10	2	20%	10	0	0%	10	1	10%	10	2	20%	10	1	10%
162	San Pablo Ave bet. Van Fleet Ave & Columbia Ave	West	2	0	0%	2	0	0%	2	0	0%	2	2	100%	2	3	150%	2	3	150%	2	1	50%	2	2	100%
163	San Pablo Ave bet. Columbia Ave & Fresno Ave	West	7	1	14%	7	1	14%	7	1	14%	7	3	43%	7	3	43%	7	5	71%	7	4	57%	7	3	43%
164	San Pablo Ave bet. Fresno Ave & Sacramento Ave	West	5	1	20%	5	1	20%	5	2	40%	5	1	20%	5	4	80%	5	2	40%	5	5	100%	5	3	60%
165	San Pablo Ave bet. Sacramento Ave & Panama Ave	West	5	0	0%	5	1	20%	5	2	40%	5	5	100%	5	4	80%	5	4	80%	5	5	100%	5	5	100%
166	San Pablo Ave bet. Panama Ave & Huntington Ave	West	4	0	0%	4	0	0%	4	0	0%	4	3	75%	4	1	25%	4	0	0%	4	2	50%	4	5	125%
167	San Pablo Ave bet. Huntington Ave & Santa Cruz Ave	West	4	0	0%	4	0	0%	4	0	0%	4	3	75%	4	1	25%	4	3	75%	4	2	50%	4	3	75%
168	San Pablo Ave bet. Santa Cruz Ave & Sutter Ave	West	6	1	17%	6	1	17%	6	1	17%	6	2	33%	6	3	50%	6	2	33%	6	5	83%	6	4	67%
169	San Pablo Ave bet. Sutter Ave & Plumas Ave	West	7	0	0%	7	0	0%	7	0	0%	7	3	43%	7	5	71%	7	4	57%	7	4	57%	7	3	43%
170	San Pablo Ave bet. Plumas Ave & Burlingame Ave	West	15	5	33%	15	3	20%	15	3	20%	15	8	53%	15	13	87%	15	13	87%	15	10	67%	15	11	73%
171	San Pablo Ave bet. Burlingame Ave & Tehama Ave	West	19	5	26%	19	8	42%	19	10	53%	19	10	53%	19	10	53%	19	11	58%	19	14	74%	19	16	84%
172	San Pablo Ave bet. Tehama Ave & Orchard Ave	West	8	2	25%	8	3	38%	8	3	38%	8	3	38%	8	3	38%	8	1	13%	8	1	13%	8	3	38%
173	San Pablo Ave bet. Orchard Ave & Bayview Ave	West	11	5	45%	11	5	45%	11	4	36%	11	4	36%	11	5	45%	11	9	82%	11	5	45%	11	4	36%
174	San Pablo Ave bet. Bayview Ave & Alameda Ave	West	5	0	0%	5	0	0%	5	3	60%	5	6	120%	5	3	60%	5	1	20%	5	2	40%	5	1	20%
175	San Pablo Ave bet. Alameda Ave & Jefferson Ave	West	11	4	36%	11	5	45%	11	6	55%	11	3	27%	11	4	36%	11	4	36%	11	7	64%	11	7	64%
176	San Pablo Ave bet. Jefferson Ave & Madison Ave	West	5	1	20%	5	1	20%	5	1	20%	5	2	40%	5	2	40%	5	1	20%	5	2	40%	5	4	80%
177	San Pablo Ave bet. Madison Ave & Carlos Ave	West	9	1	11%	9	2	22%	9	1	11%	9	5	56%	9	2	22%	9	2	22%	9	2	22%	9	1	11%
178	San Pablo Ave bet. Carlos Ave & Cypress Ave	West	9	1	11%	9	1	11%	9	1	11%	9	3	33%	9	4	44%	9	8	89%	9	8	89%	9	7	78%
179	San Pablo Ave bet. Cypress Ave & Potrero Ave	West	10	3	30%	10	2	20%	10	7	70%	10	10	100%	10	8	80%	10	11	110%	10	8	80%	10	7	70%
180	San Pablo Ave bet. Rd 20 & Lovegrove St	West	13	0	0%	13	1	8%	13	1	8%	13	6	46%	13	7	54%	13	11	85%	13	11	85%	13	12	92%
181	San Pablo Ave bet. Lovegrove St & Stone St	West	8	1	13%	8	1	13%	8	1	13%	8	1	13%	8	2	25%	8	2	25%	8	1	13%	8	0	0%
182	San Pablo Ave bet. Stone St & Broadway Ave	West	16	2	13%	16	2	13%	16	4	25%	16	10	63%	16	9	56%	16	7	44%	16	13	81%	16	13	81%
183	San Pablo Ave bet. Broadway Ave & Rummil Blvd	West	9	0	0%	9	0	0%	9	0	0%	9	0	0%	9	1	11%	9	2	22%	9	1	11%	9	1	11%
184	San Pablo Ave bet. Rummil Blvd & Lake St	West	6	3	50%	6	1	17%	6	4	67%	6	6	100%	6	6	100%	6	5	83%	6	5	83%	6	9	150%
185	San Pablo Ave bet. Lake St & Rivers St	West	25	1	4%	25	0	0%	25	1	4%	25	3	12%	25	4	16%	25	1	4%	25	3	12%	25	3	12%
201	San Pablo Ave bet. 16th St & 17th St	East	17	2	12%	17	3	18%	17	16	94%	17	16	94%	17	15	88%	17	15	88%	17	10	59%	17	6	35%
202	San Pablo Ave bet. 17th St & 18th St	East	3	0	0%	3	1	33%	3	0	0%	3	3	100%	3	3	100%	3	3	100%	3	3	100%	3	3	100%
203	San Pablo Ave bet. 18th St & 19th St	East	10	1	10%	10	0	0%	10	2	20%	10	7	70%	10	9	90%	10	10	100%	10	6	60%	10	8	80%
204	San Pablo Ave bet. 19th St & William St	East	6	4	67%	6	1	17%	6	1	17%	6	2	33%	6	2	33%	6	6	100%	6	6	100%	6	5	83%
205	San Pablo Ave bet. William St & 20th St	East	7	7	100%	7	6	86%	7	6	86%	7	6	86%	7	4	57%	7	7	100%	7	6	86%	7	5	71%
206	San Pablo Ave bet. 20th St & 21st St	East	4	4	100%	4	4	100%	4	4	100%	4	4	100%	4	4	100%	4	4	100%	4	4	100%	4	4	100%
207	San Pablo Ave bet. 21st St & Martin Luther King Jr Way	East	0	0	N/A	0	0	N/A	0	1	N/A	0	1	N/A	0	0	N/A	0	0	N/A	0	0	N/A	0	0	N/A
208	San Pablo Ave bet. 36th St & 37th St	East	0	0	N/A	0	0	N/A	0	0	N/A	0	0	N/A	0	0	N/A	0	0	N/A	0	0	N/A	0	0	N/A
209	San Pablo Ave bet. 37th St & W MacArthur Blvd	East	9	5	56%	9	0	0%	9	0	0%	9	2	22%	9	1	11%	9	1	11%	9	1	11%	9	3	33%
210	San Pablo Ave bet. W MacArthur Blvd & Adeline St	East	0	0	N/A	0	0	N/A	0	0	N/A	0	0	N/A	0	0	N/A	0	0	N/A	0	0	N/A	0	0	N/A
211	San Pablo Ave bet. Adeline St & 40th St	East	13	7	54%	13	3	23%	13	4	31%	13	9	69%	13	9	69%	13	13	100%	13	12	92%	13	13	100%
212	San Pablo Ave bet. 40th St & 41st St	East	0	0	N/A	0	0	N/A	0	0	N/A	0	0	N/A	0	0	N/A	0	0	N/A	0	0	N/A	0	0	N/A
213	San Pablo Ave bet. 41st St & 43rd St	East	6	0	0%	6	1	17%	6	0	0%	6	4	67%	6	4	67%	6	4	67%	6	4	67%	6	3	50%
214	San Pablo Ave bet. 43rd St & 45th St	East	14	0	0%	14	3	21%	14	4	29%	14	15	107%	14	11	79%	14	16	114%	14	13	93%	14	12	86%
215	San Pablo Ave bet. 45th St & 47th St	East	12	1	8%	12	1	8%	12	7	58%	12	8	67%	12	7	58%	12	8	67%	12	5	42%	12	2	17%
216	San Pablo Ave bet. 47th St & 48th St	East	5	0	0%	5	0	0%	5	1	20%	5	1	20%	5	1	20%	5	4	80%	5	1	20%	5	0	0%
217	San Pablo Ave bet. 48th St & 53rd St	East	8	4	50%	8	3	38%	8	8	100%	8	3	38%	8	4	50%	8	3	38%	8	1	13%	8	1	13%
218	San Pablo Ave bet. 53rd St & 54th St	East	1	0	0%	1	0	0%	1	0	0%	1	1	100%	1	1	100%	1	1	100%	1	1	100%	1	1	100%
219	San Pablo Ave bet. 54th St & 55th St	East	6	2	33%	6	4	67%	6	6	100%	6	4	67%	6	4	67%	6	3	50%	6	8	133%	6	6	100%
220	San Pablo Ave bet. 55th St & 56th St	East	3	3	100%	3	1	33%	3	1	33%	3	4	133%	3	5	167%	3	3	100%	3	1	33%	3	2	67%
221	San Pablo Ave bet. 56th St & Alleen St	East	3	0	0%	3	1	33%	3	1	33%	3	3	100%	3	2	67%	3	5	167%	3	1	33%	3	0	0%
222	San Pablo Ave bet. Alleen St & 57th St	East	9	10	111%	9	3	33%	9	7	78%	9	7	78%	9	7	78%	9	12	133%	9	7	78%	9	9	100%
223	San Pablo Ave bet. 57th St & Stanford Ave	East	5	4	80%	5	3	60%	5	3	60%	5	1	20%	5	1	20%	5	3	60%	5	3	60%	5	3	60%
224	San Pablo Ave bet. Stanford Ave & 59th St	East	7	0	0%	7	0	0%	7	1	14%	7	5	71%	7	4	57%	7	7	100%	7	4	57%	7	5	71%
225	San Pablo Ave bet. 59th St & 60th St	East	10	7	70%	10	1	10%	10	2	20%	10	7	70%	10	8	80%	10	7	70%	10	10	100%	10	11	110%
226	San Pablo Ave bet. 60th St & 61st St	East	10	0	0%	10	5	50%	10	9	90%	10	11	110%	10	3	30%	10	0	0%	10	10	100%	10	7	70%
227	San Pablo Ave bet. 61st St & 63rd St	East	25	1	4%	25	1	4%	25	11	44%	25	5	20%	25	8	32%	25	7	28%	25	21	84%	25	9	36%
228	San Pablo Ave bet. 63rd St & Alcatraz Ave	East	10	7	70%	10	4	40%	10	8	80%	10	7	70%	10	8	80%	10	8	80%	10	9	90%	10	8	80%

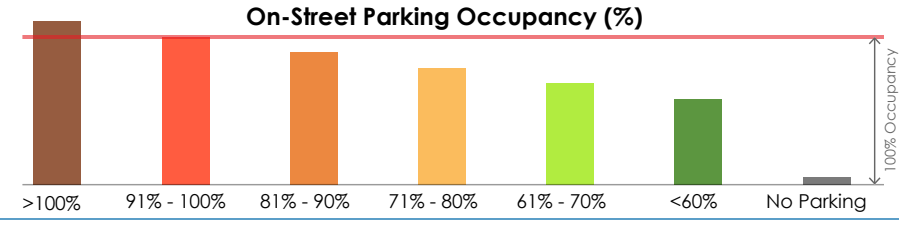
SAN PABLO AVENUE AVERAGE WEEKDAY AND SATURDAY HOURLY PARKING OCCUPANCY

SEGMENT ID	SEGMENT	SIDE	Weekday Occupancy																		Saturday Occupancy					
			6-7 AM			7-8 AM			8-9 AM			4-5 PM			5-6 PM			6-7 PM			1-2 PM			2-3 PM		
			Supply	Occupancy	Utilization	Supply	Occupancy	Utilization	Supply	Occupancy	Utilization	Supply	Occupancy	Utilization	Supply	Occupancy	Utilization	Supply	Occupancy	Utilization	Supply	Occupancy	Utilization	Supply	Occupancy	Utilization
229	San Pablo Ave bet. Alcatraz Ave & 65th St	East	12	9	75%	12	0	0%	12	5	42%	12	8	67%	12	5	42%	12	5	42%	12	7	58%	12	3	25%
230	San Pablo Ave bet. 65th St & 66th St	East	7	2	29%	7	1	14%	7	2	29%	7	4	57%	7	1	14%	7	5	71%	7	2	29%	7	5	71%
231	San Pablo Ave bet. 66th St & 67th St	East	10	2	20%	10	2	20%	10	1	10%	10	3	30%	10	5	50%	10	4	40%	10	5	50%	10	9	90%
232	San Pablo Ave bet. 67th St & Haskell St	East	4	2	50%	4	4	100%	4	3	75%	4	4	100%	4	3	75%	4	2	50%	4	4	100%	4	2	50%
233	San Pablo Ave bet. Haskell St & Carrison St	East	4	6	150%	4	4	100%	4	3	75%	4	6	150%	4	5	125%	4	3	75%	4	4	100%	4	4	100%
234	San Pablo Ave bet. Carrison St & Ashby Ave	East	9	6	67%	9	6	67%	9	6	67%	9	6	67%	9	3	33%	9	6	67%	9	7	78%	9	8	89%
235	San Pablo Ave bet. Ashby Ave & Burnett St	East	2	0	0%	2	2	100%	2	1	50%	2	0	0%	2	0	0%	2	1	50%	2	1	50%	2	0	0%
236	San Pablo Ave bet. Burnett St & Russell St	East	4	0	0%	4	1	25%	4	2	50%	4	1	25%	4	1	25%	4	1	25%	4	1	25%	4	1	25%
237	San Pablo Ave bet. Russell St & Oregon St	East	8	2	25%	8	5	63%	8	7	88%	8	8	100%	8	2	25%	8	1	13%	8	1	13%	8	0	0%
238	San Pablo Ave bet. Oregon St & Ward St	East	13	1	8%	13	4	31%	13	6	46%	13	10	77%	13	6	46%	13	4	31%	13	2	15%	13	3	23%
239	San Pablo Ave bet. Ward St & Derby St	East	8	0	0%	8	0	0%	8	0	0%	8	5	63%	8	1	13%	8	0	0%	8	4	50%	8	0	0%
240	San Pablo Ave bet. Derby St & Carleton St	East	8	1	13%	8	4	50%	8	3	38%	8	5	63%	8	4	50%	8	1	13%	8	5	63%	8	6	75%
241	San Pablo Ave bet. Carleton St & Parker St	East	7	0	0%	7	1	14%	7	1	14%	7	2	29%	7	0	0%	7	6	86%	7	3	43%	7	4	57%
242	San Pablo Ave bet. Parker St & Blake St	East	8	3	38%	8	5	63%	8	4	50%	8	8	100%	8	5	63%	8	7	88%	8	7	88%	8	7	88%
243	San Pablo Ave bet. Blake St & Dwight Way	East	5	3	60%	5	5	100%	5	5	100%	5	6	120%	5	7	140%	5	7	140%	5	8	160%	5	7	140%
244	San Pablo Ave bet. Dwight Way & Channing Way	East	15	8	53%	15	4	27%	15	6	40%	15	9	60%	15	7	47%	15	7	47%	15	11	73%	15	12	80%
245	San Pablo Ave bet. Channing Way & Chaucer St	East	10	1	10%	10	2	20%	10	3	30%	10	5	50%	10	4	40%	10	6	60%	10	3	30%	10	5	50%
246	San Pablo Ave bet. Chaucer St & Bancroft Way	East	5	2	40%	5	3	60%	5	4	80%	5	1	20%	5	1	20%	5	1	20%	5	5	100%	5	4	80%
247	San Pablo Ave bet. Bancroft Way & Allston Way	East	17	1	6%	17	2	12%	17	4	24%	17	3	18%	17	3	18%	17	3	18%	17	10	59%	17	9	53%
248	San Pablo Ave bet. Allston Way & Cowper St	East	5	0	0%	5	0	0%	5	0	0%	5	3	60%	5	2	40%	5	5	100%	5	3	60%	5	1	20%
249	San Pablo Ave bet. Cowper St & Addison St	East	9	0	0%	9	1	11%	9	4	44%	9	6	67%	9	6	67%	9	10	111%	9	9	100%	9	7	78%
250	San Pablo Ave bet. Addison St & University Ave	East	8	8	100%	8	7	88%	8	8	100%	8	8	100%	8	4	50%	8	7	88%	8	6	75%	8	5	63%
251	San Pablo Ave bet. University Ave & Hearst Ave	East	8	1	13%	8	2	25%	8	0	0%	8	2	25%	8	6	75%	8	5	63%	8	4	50%	8	3	38%
252	San Pablo Ave bet. Hearst Ave & Delaware St	East	13	2	15%	13	3	23%	13	9	69%	13	3	23%	13	4	31%	13	8	62%	13	5	38%	13	2	15%
253	San Pablo Ave bet. Delaware St & Francisco St	East	7	2	29%	7	3	43%	7	5	71%	7	3	43%	7	4	57%	7	4	57%	7	6	86%	7	6	86%
254	San Pablo Ave bet. Francisco St & Virginia St	East	8	0	0%	8	2	25%	8	2	25%	8	5	63%	8	6	75%	8	8	100%	8	8	100%	8	9	113%
255	San Pablo Ave bet. Virginia St & Cedar St	East	20	2	10%	20	1	5%	20	3	15%	20	6	30%	20	0	0%	20	0	0%	20	13	65%	20	11	55%
256	San Pablo Ave bet. Cedar St & Jones St	East	12	0	0%	12	0	0%	12	2	17%	12	0	0%	12	2	17%	12	3	25%	12	1	8%	12	2	17%
257	San Pablo Ave bet. Jones St & Page St	East	13	0	0%	13	1	8%	13	2	15%	13	4	31%	13	5	38%	13	4	31%	13	3	23%	13	5	38%
258	San Pablo Ave bet. Page St & Camelia St	East	9	0	0%	9	1	11%	9	3	33%	9	15	167%	9	12	133%	9	7	78%	9	4	44%	9	8	89%
259	San Pablo Ave bet. Camelia St & Gilman St	East	16	0	0%	16	0	0%	16	0	0%	16	4	25%	16	1	6%	16	2	13%	16	10	63%	16	10	63%
260	San Pablo Ave bet. Gilman St & Harrison St	East	14	6	43%	14	2	14%	14	2	14%	14	6	43%	14	6	43%	14	4	29%	14	12	86%	14	5	36%
261	San Pablo Ave bet. Harrison St & Dartmouth St	East	12	4	33%	12	6	50%	12	9	75%	12	4	33%	12	3	25%	12	3	25%	12	8	67%	12	7	58%
262	San Pablo Ave bet. Dartmouth St & Marin Ave	East	27	1	4%	27	1	4%	27	5	19%	27	10	37%	27	6	22%	27	6	22%	27	12	44%	27	10	37%
263	San Pablo Ave bet. Marin Ave & Solano Ave	East	29	7	24%	29	13	45%	29	15	52%	29	10	34%	29	11	38%	29	15	52%	29	5	17%	29	6	21%
264	San Pablo Ave bet. Solano Ave & Washington Ave	East	20	1	5%	20	2	10%	20	8	40%	20	6	30%	20	11	55%	20	13	65%	20	14	70%	20	16	80%
265	San Pablo Ave bet. Washington Ave & Portland Ave	East	21	0	0%	21	6	29%	21	6	29%	21	9	43%	21	11	52%	21	9	43%	21	13	62%	21	10	48%
266	San Pablo Ave bet. Portland Ave & Garfield Ave	East	16	0	0%	16	0	0%	16	3	19%	16	7	44%	16	5	31%	16	6	38%	16	3	19%	16	7	44%
267	San Pablo Ave bet. Garfield Ave & Brighton Ave	East	20	0	0%	20	0	0%	20	2	10%	20	7	35%	20	8	40%	20	11	55%	20	6	30%	20	12	60%
268	San Pablo Ave bet. Brighton Ave & Kains Ave	East	15	0	0%	15	1	7%	15	0	0%	15	2	13%	15	1	7%	15	4	27%	15	2	13%	15	3	20%
269	San Pablo Ave bet. Kains Ave & Carlson Blvd	East	7	0	0%	7	0	0%	7	0	0%	7	0	0%	7	0	0%	7	0	0%	7	0	0%	7	0	0%
270	San Pablo Ave bet. Carlson Blvd & Fairmount Ave	East	7	0	0%	7	0	0%	7	1	14%	7	2	29%	7	2	29%	7	2	29%	7	2	29%	7	1	14%
271	San Pablo Ave bet. Fairmount Ave & Central Ave	East	22	9	41%	22	4	18%	22	6	27%	22	17	77%	22	15	68%	22	22	100%	22	17	77%	22	17	77%
272	San Pablo Ave bet. Central Ave & Lincoln Ave	East	22	2	9%	22	2	9%	22	5	23%	22	8	36%	22	9	41%	22	6	27%	22	10	45%	22	12	55%
273	San Pablo Ave bet. Lincoln Ave & Eureka Ave	East	20	0	0%	20	0	0%	20	1	5%	20	3	15%	20	0	0%	20	0	0%	20	5	25%	20	5	25%
274	San Pablo Ave bet. Eureka Ave & Stockton Ave	East	18	0	0%	18	1	6%	18	1	6%	18	8	44%	18	12	67%	18	7	39%	18	18	100%	18	17	94%
275	San Pablo Ave bet. Stockton Ave & Waldo Ave	East	19	0	0%	19	2	11%	19	3	16%	19	10	53%	19	10	53%	19	9	47%	19	10	53%	19	6	32%
276	San Pablo Ave bet. Waldo Ave & Moeser Ln	East	15	1	7%	15	0	0%	15	3	20%	15	11	73%	15	10	67%	15	10	67%	15	10	67%	15	10	67%
277	San Pablo Ave bet. Moeser Ln & Portola Dr	East	11	0	0%	11	0	0%	11	0	0%	11	0	0%	11	0	0%	11	1	9%	11	2	18%	11	1	9%
278	San Pablo Ave bet. Portola Dr & Schmidt Ln	East	13	3	23%	13	4	31%	13	4	31%	13	4	31%	13	5	38%	13	5	38%	13	6	46%	13	6	46%
279	San Pablo Ave bet. Schmidt Ln & Manilla Ave	East	19	4	21%	19	6	32%	19	6	32%	19	7	37%	19	7	37%	19	7	37%	19	5	26%	19	3	16%
280	San Pablo Ave bet. Manilla Ave & Madison Ave	East	28	10	36%	28	7	25%	28	5	18%	28	2	7%	28	3	11%	28	8	29%	28	8	29%	28	7	25%
281	San Pablo Ave bet. Madison Ave & Potrero Ave	East	28	0	0%	28	3	11%	28	14	50%	28	18	64%	28	18	64%	28	12	43%	28	14	50%	28	17	61%
282	San Pablo Ave bet. Rd 20 & Purisima St	East	0	0	N/A	0	0	N/A	0	0	N/A	0	0	N/A	0	0	N/A	0	0	N/A	0	0	N/A	0	0	N/A
283	San Pablo Ave bet. Purisima St & Laurie Ln	East	14	0	0%	14	0	0%	14	0	0%	14	0	0%	14	0	0%	14	0	0%	14	0	0%	14	0	0%
284	San Pablo Ave bet. Laurie Ln & El Portal Dr	East	15	5	33%	15	6	40%	15	6	40%	15	10	67%	15	6	40%	15	5	33%	15	13	87%	15	13	87%
285	San Pablo Ave bet. El Portal Dr & College Ln	East	18	0	0%	18	0	0%	18	0	0%	18	0	0%	18	0	0%	18	1	6%	18	0	0%	18	1	6%
286	San Pablo Ave bet. College Ln & Rivers St	East	35	13	37%	35	8	23%	35	9	26%	35	7	20%	35	10	29%	35	11	31%	35	10	29%	35	13	37%



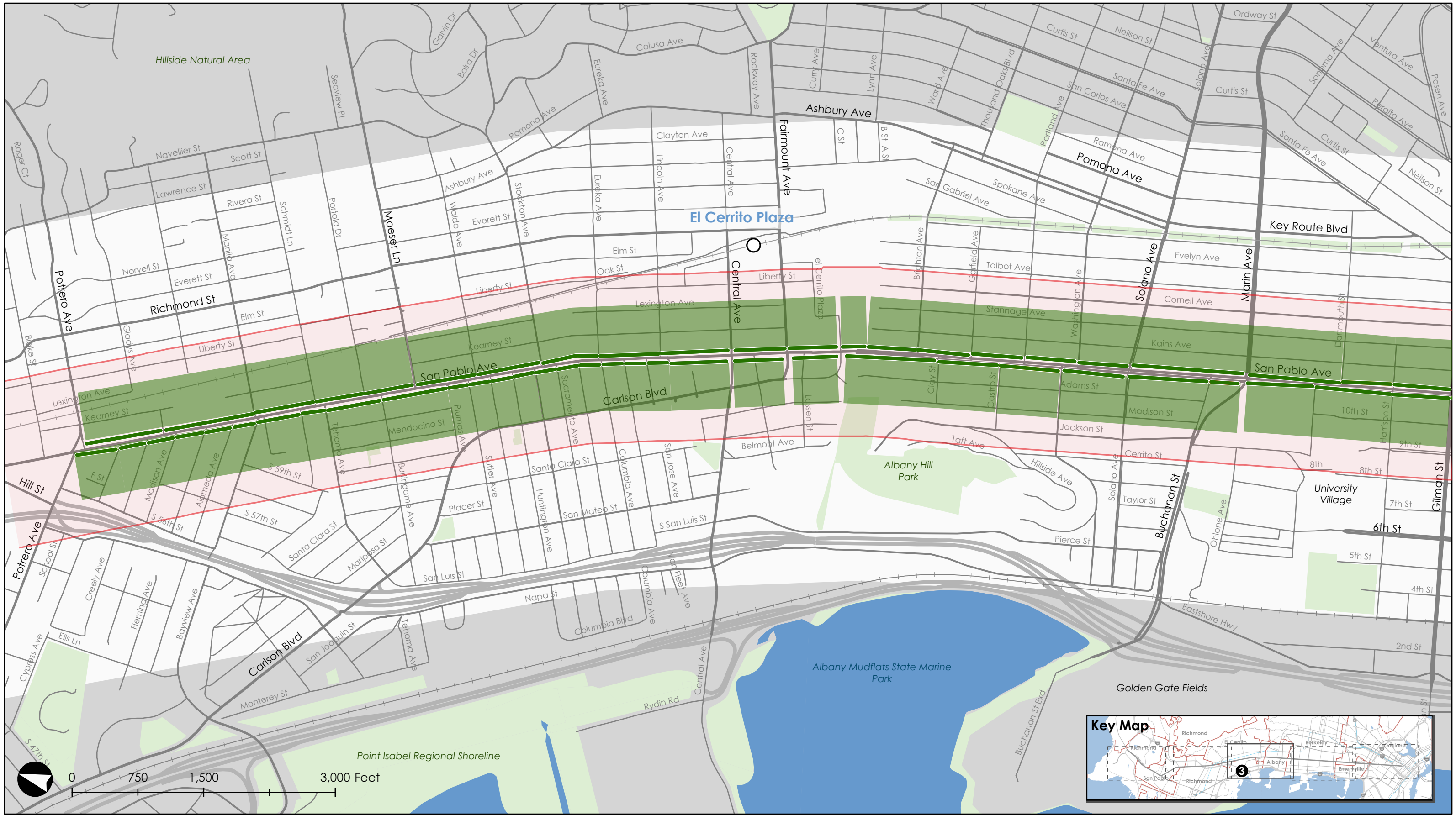
Legend:

- BART Station
- BART Lines Above Ground
- Capitol Corridor Stations
- Capitol Corridor Line
- Freeways
- Water
- Parks/Open Space



San Pablo Avenue Corridor Project

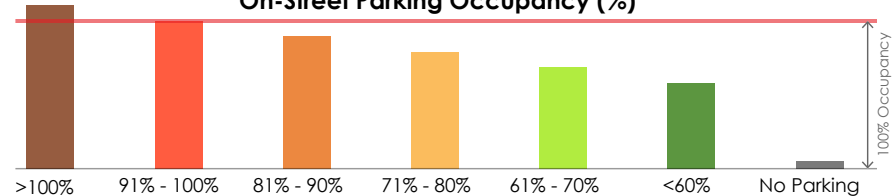
Figure F-1.1
On-Street Parking Occupancy – Weekday AM Peak Period (6:00 – 9:00 AM)



Legend:

- BART Station
- BART Lines Above Ground
- Capitol Corridor Stations
- Capitol Corridor Line
- Freeways
- Water
- Parks/Open Space

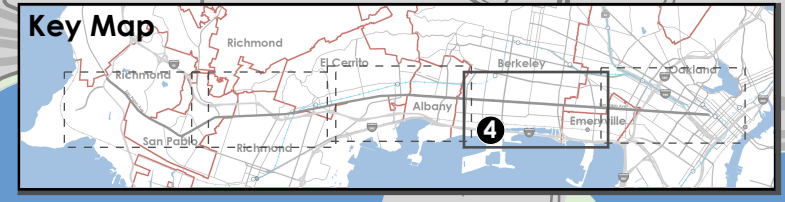
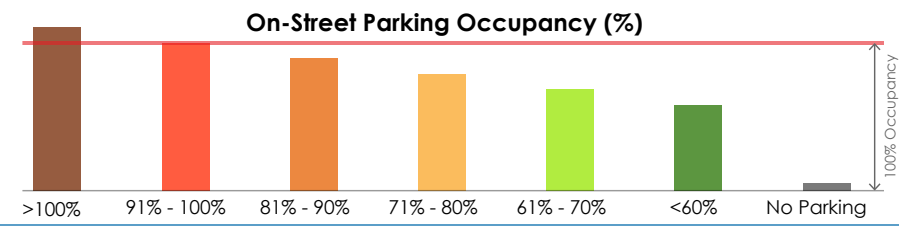
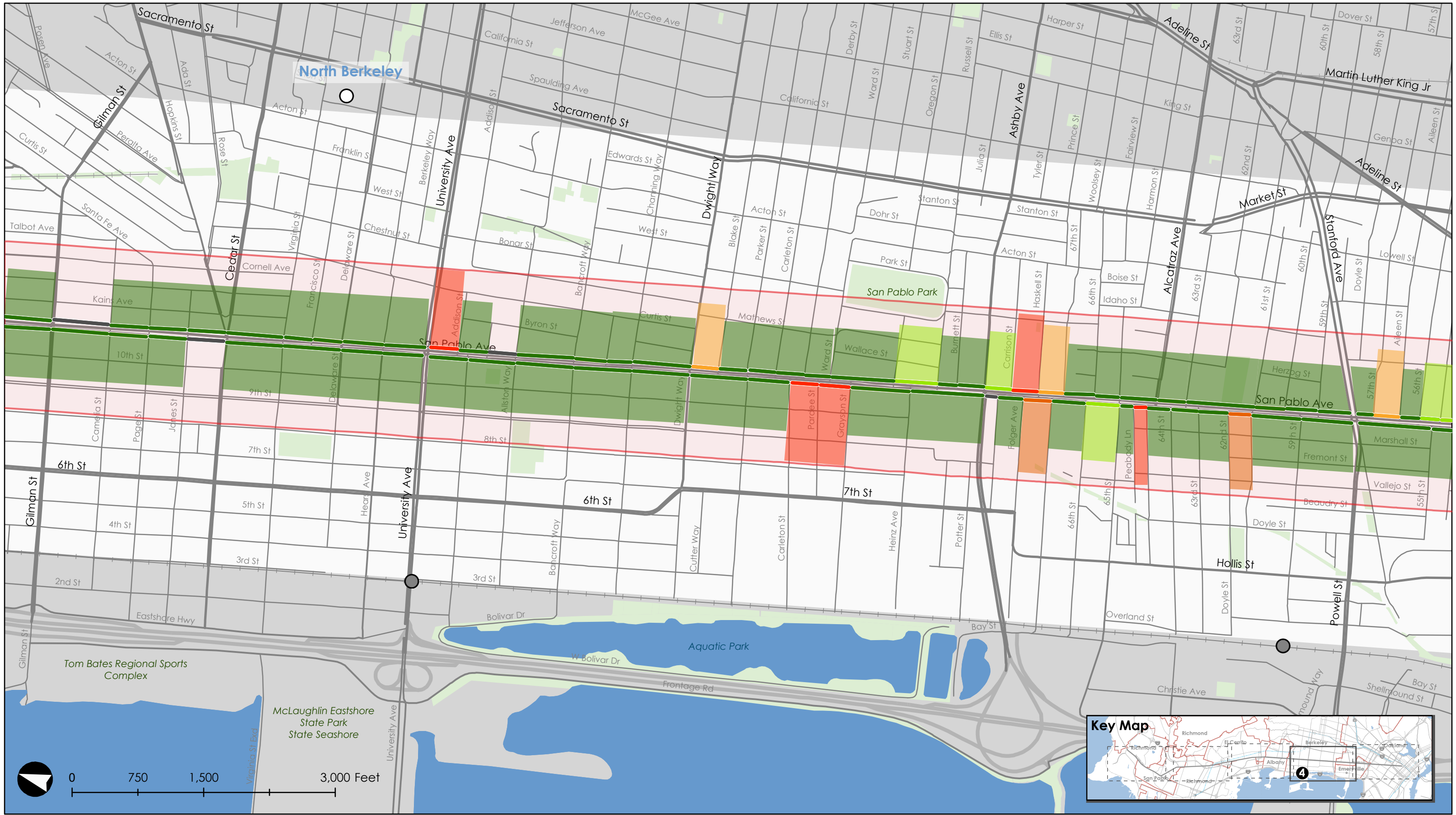
On-Street Parking Occupancy (%)



San Pablo Avenue Corridor Project

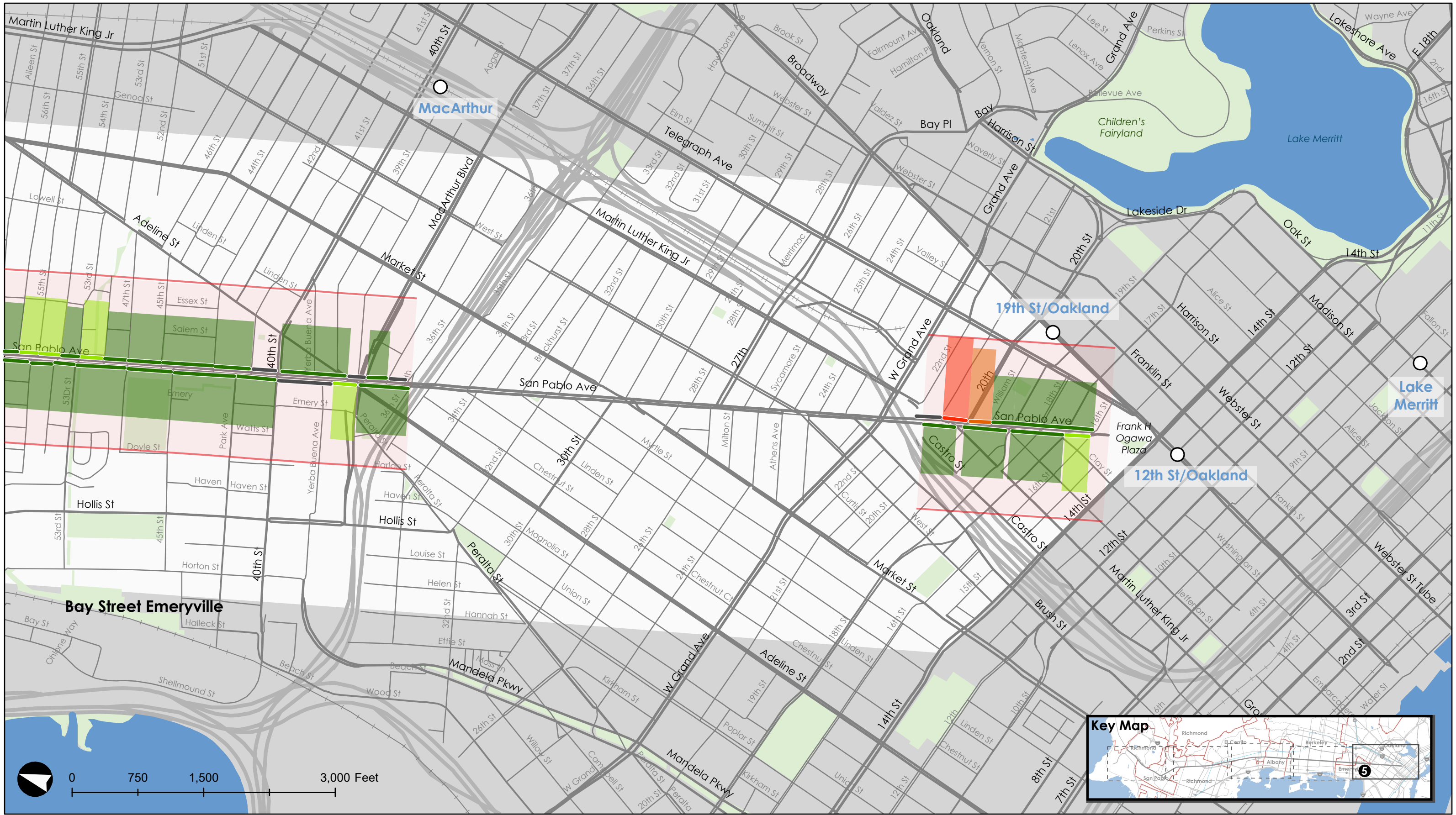


Figure F-1.2
On-Street Parking Occupancy – Weekday AM Peak Period (6:00 – 9:00 AM)



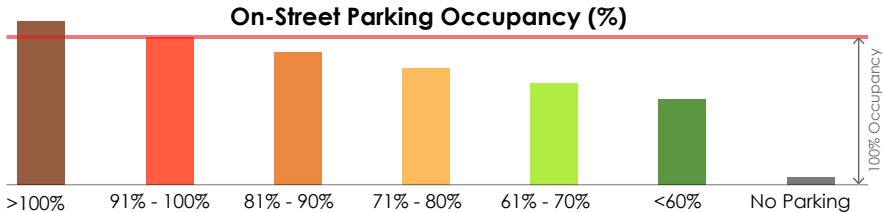
San Pablo Avenue Corridor Project

Figure F-1.3
On-Street Parking Occupancy – Weekday AM Peak Period (6:00 – 9:00 AM)



Legend:

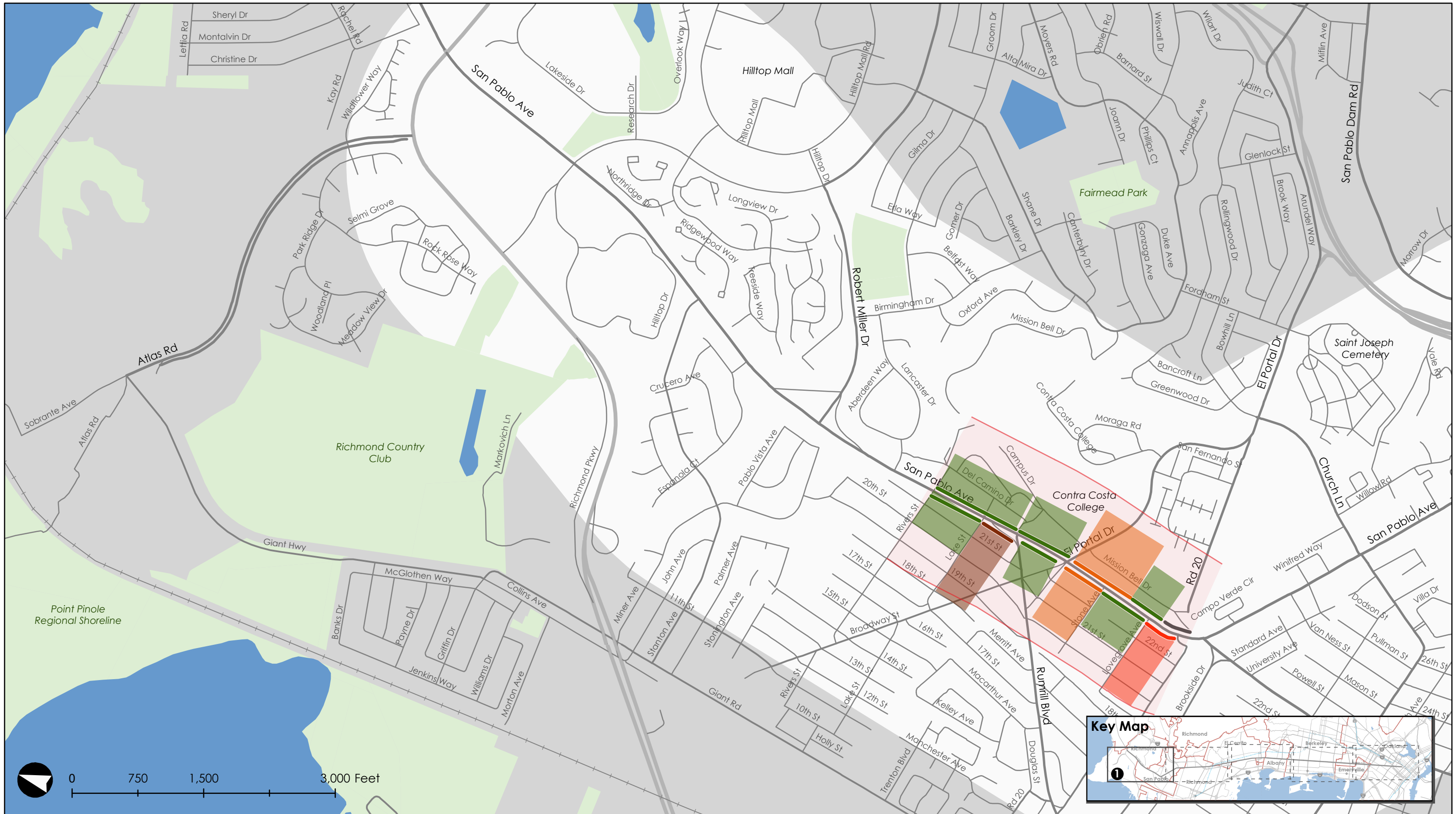
- BART Station
- BART Lines Above Ground
- Capitol Corridor Stations
- Capitol Corridor Line
- Freeways
- Water
- Parks/Open Space



San Pablo Avenue Corridor Project



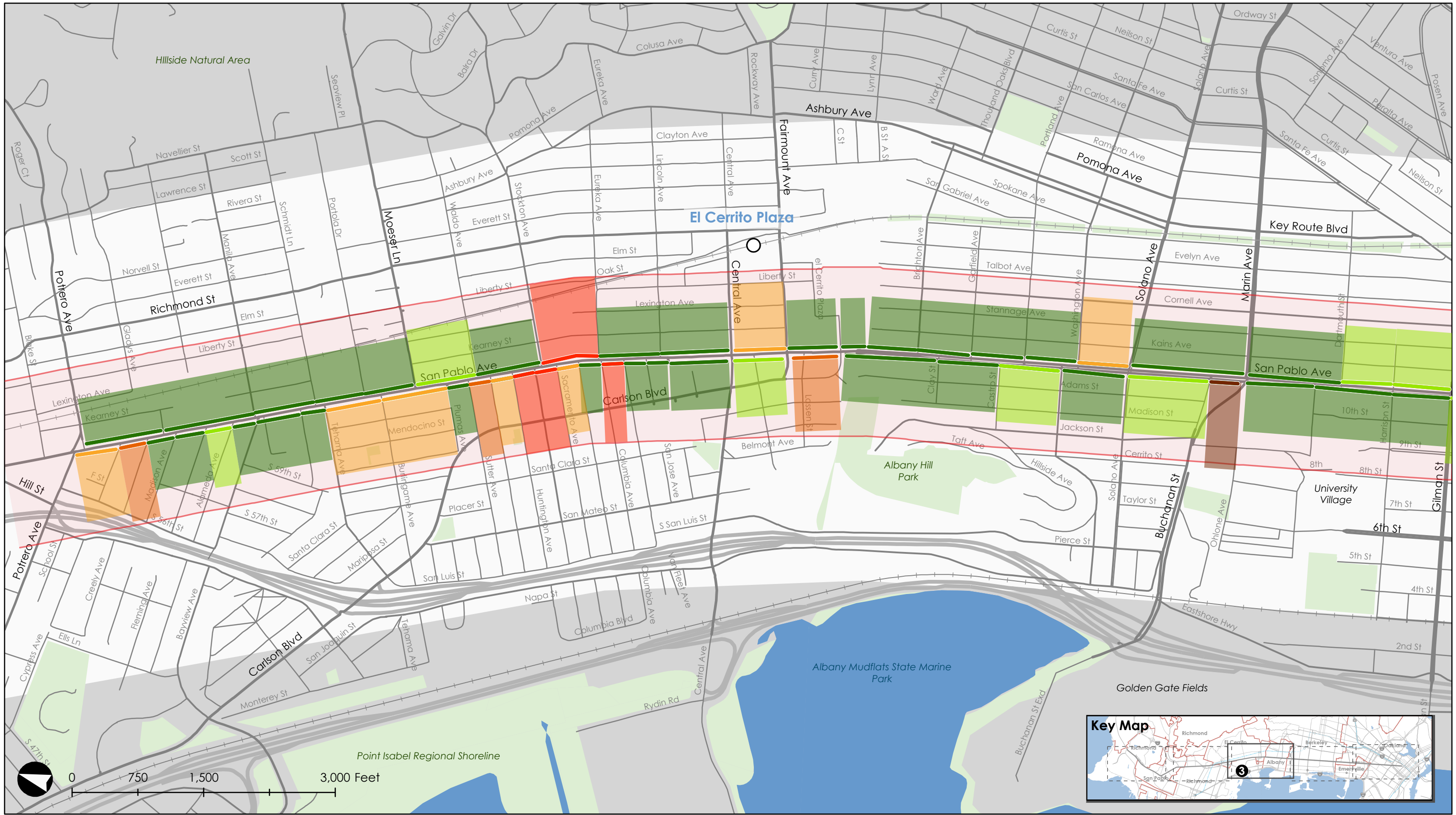
Figure F-1.4
On-Street Parking Occupancy – Weekday AM Peak Period (6:00 – 9:00 AM)



San Pablo Avenue Corridor Project

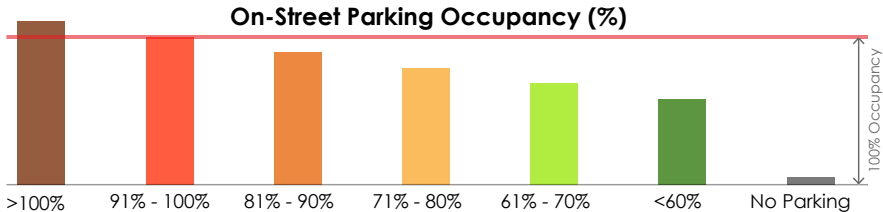


Figure F-2.1
On-Street Parking Occupancy – Weekend PM Peak Period (1:00 – 3:00 PM)



Legend:

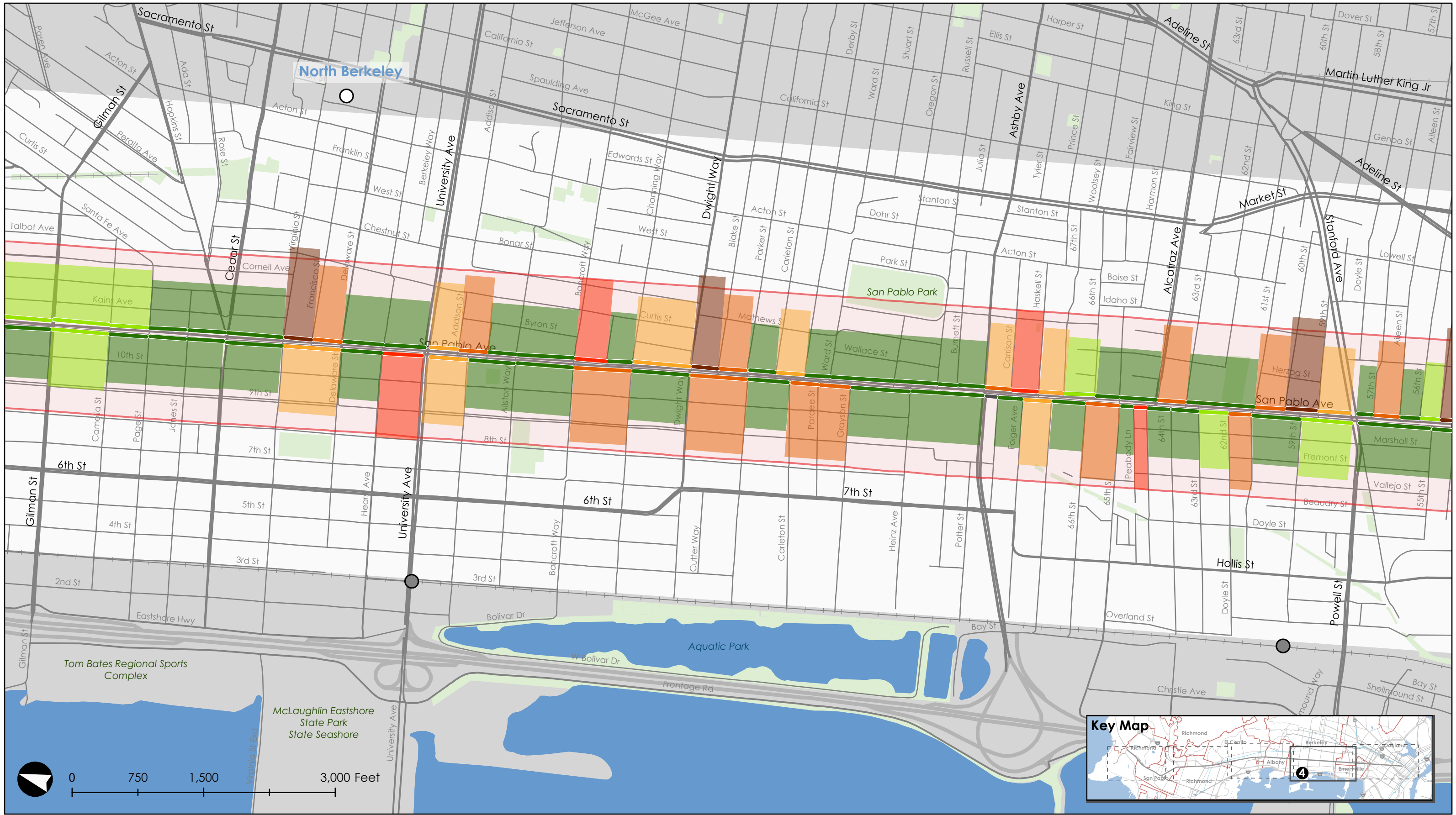
- BART Station
- BART Lines Above Ground
- Capitol Corridor Stations
- Capitol Corridor Line
- Freeways
- Water
- Parks/Open Space



San Pablo Avenue Corridor Project

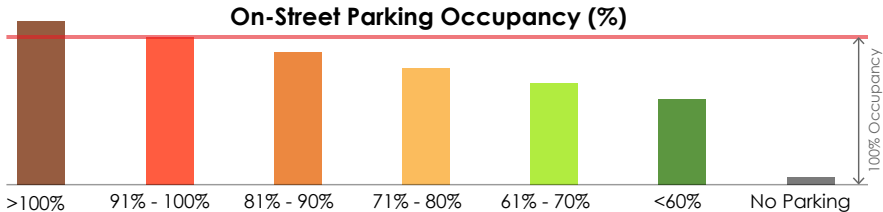


Figure F-2.2
On-Street Parking Occupancy – Weekend PM Peak Period (1:00 – 3:00 PM)



Legend:

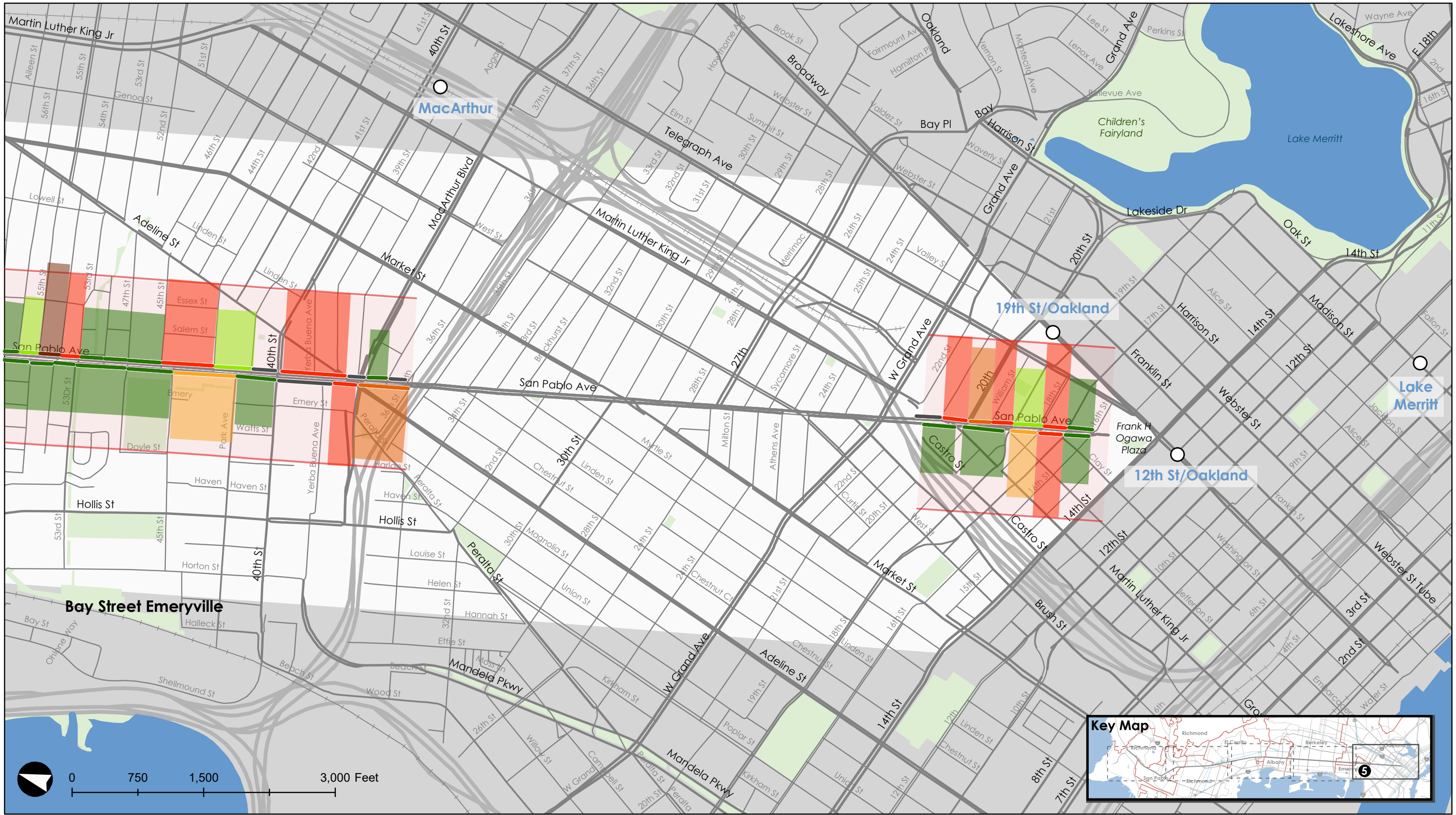
- BART Station
- BART Lines Above Ground
- Capitol Corridor Stations
- Capitol Corridor Line
- Freeways
- Water
- Parks/Open Space



San Pablo Avenue Corridor Project

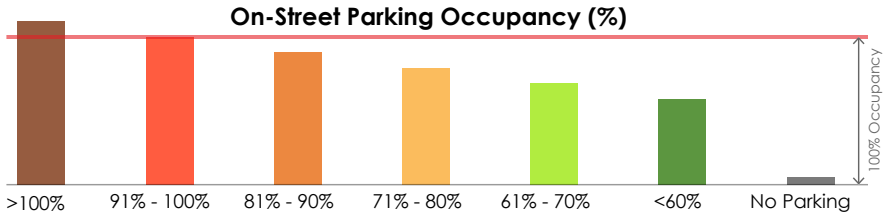


Figure F-2.3
On-Street Parking Occupancy – Weekend PM Peak Period (1:00 – 3:00 PM)



Legend:

- BART Station
- BART Lines Above Ground
- Capitol Corridor Stations
- Capitol Corridor Line
- Freeways
- Water
- Parks/Open Space



San Pablo Avenue Corridor Project



Figure F-2.4
On-Street Parking Occupancy – Weekend PM Peak Period (1:00 – 3:00 PM)